

GUIDE TO YOUR SAMCERA BENEFITS

Detailed Information About Your Retirement Benefits
FOR ALL MEMBERS AT ALL CAREER STAGES



GUIDE TO YOUR SAMCERA BENEFITS

Detailed Information About Your Retirement Benefits FOR ALL MEMBERS AT ALL CAREER STAGES

SamCERA

100 Marine Parkway, Suite 125 | Redwood City, CA 94065

Hours: Monday - Thursday, 7 am - 6 pm

Phone: (650) 599-1234 | **Toll-free:** (800) 339-0761

Email: samcera@samcera.org

Fax: (650) 591-1488

Website: www.samcera.org

Your SamCERA benefits are governed by the County Employees Retirement Law of 1937, and the California Public Employees' Pension Reform Act of 2013; therefore, any discrepancies between the law and the information in this booklet will be resolved in accordance with the law.

The material contained in this guide is for informational purposes only and does not constitute legal advice.

This version was updated August 2, 2023.

Table of Contents

PAGE	SECTION
PART 1: GETTING STARTED—KNOW YOUR PLAN	
5	Getting Started
6	Your retirement plan: which one are you in?
7	Reciprocity
8	Your Contributions Help Pay for Your SamCERA Benefits
PART 2: LIFE AND CAREER EVENTS THAT AFFECT YOUR BENEFIT	
10	Service Purchases and Redeposits
15	Disability Retirement
16	Death During Active Membership
18	Divorce and Your SamCERA Benefits
19	Leaving Employment
PART 3: SERVICE RETIREMENT	
22	Getting Ready to Retire
23	Service Retirement Eligibility
24	Calculating Your Retirement Benefit
29	Beneficiaries and Retirement Payment Options
PART 4: COUNTDOWN TO RETIREMENT: START PLANNING NOW	
37	Your Pre-Retirement Checklist
41	Countdown to Retirement
42	Once You Retire
45	Inactive Members
46	Tax Information and IRS Benefit Limits
PART 5: HELPFUL INFORMATION AT YOUR FINGERTIPS	
50	Frequently Asked Questions
52	Terms You Need to Know
54	Benefit Tables



PART 1

GETTING STARTED—KNOW YOUR PLAN

Getting Started

This guide is designed for all SamCERA members, at all career stages. Whether you're getting ready to retire, or just getting started, this guide will help you understand all SamCERA has to offer.

What is SamCERA?

The San Mateo County Employees' Retirement Association (SamCERA) is a defined benefit pension plan providing retirement, disability and death benefits for eligible members and beneficiaries.

Who is a SamCERA member?

Members are current or former permanent employees of the County of San Mateo, the San Mateo County Superior Court, and the San Mateo County Mosquito and Vector Control District.

What happens when you become a SamCERA member?

SamCERA has two categories of membership. If you are active in law enforcement with the Office of the Sheriff, an Inspector for the District Attorney's Office, or a probation officer with the Probation Department, you are classified as a "Safety Member." All other members are classified as "General Members."

SamCERA has several plans, and you will be placed in a plan based on your date of hire. If you have been placed in Plan 5, 6 or 7, you'll also want to read the corresponding "First Things First" guide. These guides have important information about your plan placement, and also provide a detailed overview of your specific plan benefits. You can find all of these guides on our website, or give SamCERA a call and staff will help you get started.

Learn More

We encourage all members to get acquainted with the contents of this guide now, and use it as a resource throughout your career. It should help you navigate through the various career and life events that occur along the road to retirement.

Your retirement plan: which one are you in?

Before using this guide, you need to know which plan you are in. Retirement benefits and eligibility differ by plan.

How do you know which plan you're in?

It's easy — just **log into MySamCERA** or the MySamCERA mobile app to find out which plan you're in.

You can also **look at the table below**, because in most cases your plan is determined by your date of hire for a permanent position. There are exceptions for some members, so check with SamCERA staff or to MySamCERA to be sure.



login


mysamcera.org

	Date of Hire	Plan
County and Court General Members	On or before 7/5/80	Plan 1
	7/6/80 - 7/12/97	Plan 2
	Before 12/22/12	Plan 3*
	7/13/97 - 8/6/11	Plan 4
	8/7/11 - 12/31/12	Plan 5
	On or after 1/1/13	Plan 7
Probation and Safety Members	On or before 7/5/1980	Plan 1
	7/6/1980 - 7/12/1997	Plan 2
	7/13/97 - 1/7/12	Plan 4
	varies** - 12/31/12	Plan 5***
	varies** - 12/31/12	Plan 6***
	On or after 1/1/13	Plan 7
Mosquito and Vector Control District General Members	On or before 7/5/80	Plan 1
	7/6/80 - 7/12/97	Plan 2
	7/13/97 - 12/31/12	Plan 4
	On or after 1/1/13	Plan 7

*Eligible members were required to make an election in order to join Plan 3.

**The Plan 5 start date for non-DSA members is 8/8/11. All Deputy Sheriffs (classified as DSA members) hired between 1/8/12 and 12/31/12 are in Plan 5.


***Other Safety employees in the Sheriff's Office and Probation Department are in Plan 5 or Plan 6 based upon the member's plan election.



Reciprocity Works Both Ways

Reciprocity applies to members **entering** membership in SamCERA from a reciprocal system.

Reciprocity also applies to members **leaving** a SamCERA employer to enter service with an employer in a reciprocal system.



Learn more!

Get the guide.

Please read SamCERA's [Reciprocity Guide](#) for more detailed information.

samcera.org/guides

Reciprocity

If you have worked or are planning to work for another public agency in California, you may be eligible for reciprocity. SamCERA has reciprocal benefits with most, but not all, California public retirement systems.

More About Reciprocity

Reciprocity allows members who transfer from one public employer to another to preserve and enhance their total retirement benefits and in some situations, reduce contribution costs as well.

When you establish reciprocity, you retain your membership in the first system and become a member in the second system (and any subsequent systems). You'll then be a member of each retirement system. Here are some additional requirements for establishing reciprocity:

- You must have your funds on deposit with your prior system and keep your funds on deposit with all subsequent systems. If you were in a non-contributory plan, your service credit must be on deposit.
- You must begin your membership with the reciprocal system within 6 months of ending employment as a member of the prior system. You cannot have overlapping service credit. If you do have overlapping service, contact SamCERA for more information.
- You must complete and turn in the appropriate paperwork in order to establish reciprocity.
- Read the [Reciprocity Guide](#) or contact SamCERA for more information.

Retire From All Systems on the Same Date

If you're getting ready to retire, you **must** retire from all systems on the same date. Failure to do so may increase your employee contribution rate, you may owe retroactive increased contributions and interest to SamCERA, you will not be able to use your reciprocal systems service credit for retirement eligibility, and you will not be able to use the highest pensionable compensation for each system. Here are some additional requirements:

- Submit a separate retirement application with each system containing the same retirement date.
- Inform each system if you are applying for a disability retirement.

Your Contributions Help Pay for Your SamCERA Benefits

Your Contributions Are Deducted From Your Salary

Both you and your employer contribute money to SamCERA. The money you pay toward your SamCERA benefits is called your “member contribution.” Your contributions are structured as a percentage of your bi-weekly pensionable earnings (also called your “contribution rate”), and are collected through automatic payroll deductions.

In addition to these rates, certain members pay additional contributions in the form of a “cost share” and a “COLA share.” The cost share is a contribution which helps offset the plan costs. The COLA share helps fund future cost-of-living adjustments to your retirement benefits. Your pay stub will reflect all of the contributions you are making to SamCERA.

Your Contributions Are Kept in a Separate Account

Your contributions are held in trust by SamCERA. A separate account is created in your name and all the contributions that you make (and any employer pick-ups of your contributions) are deposited in this account. Interest is credited to your account on June 30 and December 31 of each year at a rate determined by the Board of Retirement.

You cannot borrow money from your account at any time, and you cannot withdraw your employer’s contributions under any circumstances. The only way you can take money out of SamCERA is to terminate your employment and take a refund of your contributions and interest. If you do that, you lose all rights to your benefits.

The Amount of Your Contributions is Based on Your Contribution Rate

Your contribution rate varies depending on your plan. The rates are established by law, based in part on actuarial assumptions, and are adjusted annually based upon recommendations by SamCERA’s actuary. And, as described at the top of this page, in addition to these rates, certain members also pay contributions in the form of a “cost share” and a “COLA share.”

If you are among the small percentage of SamCERA members in Plan 3, there are no member contributions. This plan typically provides the lowest retirement benefits, and closed to new members in December 2012.

You can find the latest contribution rates on SamCERA’s website.




PART 2

LIFE AND CAREER EVENTS THAT AFFECT YOUR BENEFIT

Service Purchases, Upgrades and Redeposits

Your SamCERA service credit is one of the factors used to determine your SamCERA retirement benefit. While you are an active member of SamCERA, you may be eligible to increase your benefit by:

- **Purchasing** uncredited service credit (such as Extra Help, Medical Leave, and Military Leave)
- **Upgrading** service credit (such as General Member Plan 3 or Plan 5 service credit)
- **Redepositing** service credit (due to a previous withdrawal of your SamCERA contributions)



Purchases, upgrades and redeposits can only be done while you are an active employee, and all of them involve entering into a Purchase Contract.

Important: *Don't wait until the last minute to make a service purchase! Purchases are only accepted at certain times of the year, the process has several steps and, due to the cost, you may prefer to pay it over several months.*

Purchase of Service Credit

Active members can purchase certain time that was not credited as service, if the type of time and the purchase itself meets necessary requirements. Listed below are types of uncredited time that can be purchased.

Except for Unpaid Parental Leave (see details below), each of the following uncredited service types can be purchased by the payment of contributions that you would have paid during that period, together with the interest that the contributions would have earned had they been on deposit if you were earning creditable service. The timing of the purchase and the allowable length of time to make payments for each purchase differ, so be sure to contact SamCERA for this vital information.

- **Extra Help, Limited Term/Agile Service.** Service time while an employee of a participating SamCERA employer that occurred prior to membership. (A common example is Extra Help service time prior to becoming a SamCERA member.) Service time as a contractor is not eligible for purchase.
- **Unpaid Medical Leave.** Employer approved unpaid leave of absence because of your illness or the illness of an immediate family member for up to 12 consecutive months for each occurrence. You must have returned to active employment and are able to present a doctor's note reflecting the dates of your medical leave. Immediate family includes parent, spouse, domestic partner, son, daughter, sibling, stepchild, mother-in-law, father-in-law, grandparent or grandchild.

- **Unpaid Parental Leave.** Employer approved leave of absence on account of your maternity or paternity leave, up to 12 consecutive months for each of your unpaid parental leave occurrences. You must have returned to active employment for a time period at least equal to your parental leave to commence the purchase. You must make a payment of the contributions that you and your employer would have paid during that leave period, in addition to the interest that the contributions would have earned had they been on deposit. The parental leave must have commenced on or after March 23, 2021.
- **Military leave.** Members who go on active military service should contact SamCERA before leaving for service and upon return regarding eligibility to purchase active military leave time.

Plan Upgrades/Transfers

Plan transfers, available for the plans described below, allow a member to move from their current plan to another plan if they meet eligibility requirements.

Plan 3 members: Plan 3 members hired before August 7, 2011, can transfer to Plan 2 or 4 after providing the equivalent of five years of consecutive County service (10,400 hours) to the County and paying all of the incremental employee and employer contributions that would have been required if you had been in Plan 2 or Plan 4 since the date of employment, plus interest. Plan 3 members hired on or after August 7, 2011, can transfer to Plan 5 after providing the equivalent of five years of County service (10,400 hours) for future Plan 5 service only. After providing the equivalent of ten years of County service you can then transfer to Plan 4 by paying all of the incremental employee and employer contributions that would have been required if the employee had been in Plan 4 since the date of employment, plus interest.

Plan 5 members: Beginning August 2021, eligible members in General Plan 5 can transfer to Plan 4, if they have provided 10 years of County service (20,800 hours) in Plan 5 and pay all the additional employee and employer contributions, plus interest, that would have been required had they been in Plan 4 since the date of employment. Reciprocal service credit and purchases of service credit, such as extra help, cannot be used to satisfy the 10 years of service in Plan 5 requirement. Qualified General members who have transferred from Plan 3 into Plan 5 may also be eligible for Plan 4 by meeting eligibility requirements and making the necessary payments.

Redeposits to Restore Service Credit

If you left employment with a SamCERA employer and withdrew your SamCERA funds and are presently an active SamCERA member, you may restore the service credit by redepositing all of the withdrawn funds, plus any accrued interest.

- You can redeposit contributions by paying the total amount withdrawn plus the interest the account would have been credited during the period that the funds were not on deposit, and the interest that continues to accrue during the payment period until the redeposit has been completed.
- If you do not redeposit all previously withdrawn contributions plus interest within the time period provided by your repurchase agreement, you will not have any of the service credit restored and the amount you paid toward the redeposit will be refunded.
- Upon completion of the redeposit, your original age of entry will not be restored, unless:
 - ◊ You left employment and are reinstated within 90 days and complete the redeposit within 180 days of reinstatement; or
 - ◊ You were temporarily laid off and are reinstated within 1 year.

If you are presently an active member and your former spouse/partner withdrew the accumulated contributions and interest credited in their separate SamCERA nonmember account, you may restore the service credit to your account by redepositing all of the withdrawn funds, plus any accrued interest.

- You can redeposit contributions by paying the total amount withdrawn plus the interest the account would have been credited during the period that the funds were not on deposit, and the interest that continues to accrue during the payment period until the redeposit has been completed.
- If you do not redeposit all previously withdrawn contributions plus interest within the time period provided by your repurchase agreement, you will not have any of the years of service credit restored and the amount you paid toward the redeposit will be refunded.

First step: Submit a **Service Purchase Request** form.

- Find the form online at www.samcera.org under “Member Forms.”
- Read the “Service Purchase” page in the Active Member section on SamCERA’s website for this year’s important dates and deadlines. There are two separate periods of time each year to make service purchases.

IMPORTANT DATES FOR SERVICE PURCHASES

Members may submit a “**Request to Purchase Service Credit**” form at any time, but there are only two periods of time that these forms will be processed each year. If your form is received outside of these periods of time, the request will be processed during the next period. Important filing dates and deadlines for each processing period will be announced on www.samcera.org.

Second step: **SamCERA will send you a Cost Notification and Purchase Contract approximately one month after your request is received.**

- The **Cost Notification** will show your costs under different payment options. Payment options include, a lump-sum payment, bi-weekly payroll deductions, or combination of both (see page 13). Because part of the cost of the purchase is interest that has already accrued and continues to accrue until the purchase is complete, the costs and corresponding payment options have an expiration date.
- The **Purchase Contract** is where you elect which payment option you would like to use for your purchase. The agreement is binding and cannot be amended or revoked. So read the documents carefully and follow the instructions.

Third step: **Submit your signed, completed Purchase Contract and any lump-sum payment by the expiration date on the Cost Notification!**

- The **Cost Notification** has an expiration date.
- You must submit your signed completed **Purchase Contract** no later than the expiration date or your last date of employment, whichever occurs first.
- The **Purchase Contract** is not valid and binding unless it is timely received and accepted by SamCERA.
- SamCERA must receive any lump-sum payment (if any) no later than the expiration date on the Cost Notification.

IF YOU MISS A DEADLINE YOU WILL HAVE TO START THE PROCESS OVER.

If the Purchase Contract and/or any required lump-sum payment is received late, your purchase cannot be finalized, and you will be required to restart the process by submitting a new Service Purchase Request form.

Fourth step: Comply with the periodic payment schedule (if any) in your contract.

Payment Options

If you leave active service before your contract is paid in full, payments must be completed no later than the end of the agreed payment period or 120 days after you terminate active service (whichever date is earlier), regardless of the payment option and reason for leaving employment.

Note: *At the time of your retirement, your monthly benefit will not include the value of your service purchase or upgrade. Once you complete the purchase, your benefit will be adjusted accordingly. Failure to timely complete redeposits or plan upgrades can cause you to be transferred back to your original plan prior to the purchase.*

You can pay for your service purchase in one or more of the following ways:


- **Lump-sum Payment:** You can pay with a post-tax check made out to SamCERA or a pre-tax rollover from a 401(a), 401(k), or 457 account, IRA, or other tax-qualified plan. (This does not apply to Plan 5 upgrades. See below for more details.) All lump-sum payments must be received by SamCERA by the cost notification expiration date.
- **Bi-weekly Payroll Deductions:** Deductions are post-tax and interest will be calculated over the term (payment period) of the contract; therefore, the total amount paid will be greater than that calculated for the lump-sum option.
- **Combined Lump-sum Payment and Bi-weekly Payroll Deductions:** SamCERA will compute the bi-weekly deductions after the exact amount of the partial lump-sum payment has been determined.
- **Plan 5 Upgrades:** You can pay only with a post-tax check made out to SamCERA and/or a post-tax bi-weekly pay roll deduction. No pretax rollovers or transfers can be used to pay for Plan 5 upgrades due to Internal Revenue Service requirements.

Learn more!

For more information about service purchases and redeposits download the [Service Purchase Request Form](#) and contact SamCERA with any questions.

Are there options available so that you can continue working?

Before you apply for a disability retirement, talk to your supervisor or human resources department to explore available options so that you can continue working.



Learn more!

Get the guide.

Please read SamCERA's [Disability Retirement Guide](#) for more detailed information.

samcera.org/guides

Disability Retirement

If you become permanently incapacitated during your career, you may be eligible for disability retirement benefits.

SamCERA has a guide to help you understand the disability retirement application process, eligibility and benefits.

Permanent Incapacity

If you become permanently incapacitated and are unable to perform your usual job duties, you may be eligible for a Disability Retirement.

- “Permanently incapacitated” means you are physically or mentally incapacitated from substantially performing the usual duties of your job. It is not necessary for you to be physically or mentally incapable of performing each and every duty or task within your job classification.
- Your incapacity is permanent if improvement in your condition cannot be reasonably anticipated under usual medical standards, and there is no available accommodation that allows you to perform your duties in an alternative manner within your medical restrictions.
- If you are terminally ill, you or your authorized legal representative should contact SamCERA immediately at (650) 599-1234.

Death During Active Membership

The survivorship benefits for post-retirement deaths differ from an active member death. This section only addresses active member deaths.

For information regarding selecting a beneficiary when you die after retirement, please see Part 3: SERVICE RETIREMENT, “Beneficiaries and Retirement Payment Options.”

Beneficiary Designation Form

Naming your primary beneficiary(ies) will ensure your benefits go to the person of your choosing in the event of your active member death. You can also name a contingent beneficiary(ies) in the event something happens to your primary beneficiary.

In order to name a beneficiary, you must complete and return SamCERA’s *Beneficiary Designation Form*. This form is used if you die before retirement. During your employment, if you marry, divorce, remarry, have a baby, or if for any other reason you want to change your designated beneficiary, you should submit a new SamCERA *Beneficiary Designation Form*. When you retire, you will fill out a different beneficiary form based on the option you choose at retirement.

Please note that California is a community property state. If you are married or have a registered domestic partnership, and you want someone other than that person to be your primary beneficiary, your spouse or registered domestic partner must acknowledge your selection on the *Beneficiary Designation Form*.

Benefits for an Active Member Death There are different active member death benefits available depending upon whether you are married, have a domestic partner, and, if not, have minor children or if you do not have either at the time of your death.

What Your Spouse/Partner or Minor Children May Receive

Lifetime survivor benefits if active member dies (<i>non-service connected</i>)	Yes, after five years service credit ¹
Lifetime survivor benefits if active member dies (<i>service connected</i>)	Yes, as of your first day on the job ²
One-time survivor benefit if active member dies (<i>non-service connected</i>)	Yes, if member has less than 5 years of service credit

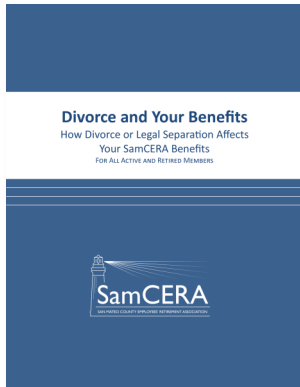
What Other Designated Beneficiaries May Receive

If you are not married, do not have a domestic partner, and do not have minor children and die as an active member, your designated beneficiary will get a lump sum payment consisting of a return of your contributions and interest plus up to six months of your Final Average Compensation based on your last 12 months of pensionable compensation earned prior to your death.

Plan 3 Members Only: If a Plan 3 member dies after they are eligible to retire (age 55 with 10 years of service credit), then there is a lifetime survivor benefit provided through the County for the surviving spouse or minor. Otherwise there are no survivor benefits. For more information, contact the County's Human Resources Department.

¹ The lifetime monthly Death Benefit amount is based on a special calculation which can vary depending on your service time and age. If you do not have an eligible spouse/partner, your minor children will receive the monthly benefit until they reach the age of 18, or age 22 if they are unmarried full-time students. Contact a SamCERA retirement analyst for more details.

² The monthly Duty Death Benefit is equal to 50% of your final average compensation (FAC). If you do not have an eligible spouse/partner, your minor children will receive the monthly benefit until they reach the age of 18, or age 22 if they are unmarried full-time students.



Learn more!

Get the guide.

Please read SamCERA's [Divorce and Your Benefits](#) guide for more detailed information.

samcera.org/guides

Divorce and Your SamCERA Benefits

Your SamCERA account and your SamCERA benefits are subject to California community property law, so if you had a divorce while you were an active, inactive or retired member of SamCERA, or you are planning to file for a legal separation or a dissolution of marriage or domestic partnership, you must contact SamCERA regarding the division of your retirement benefits.

You will not be able to complete the retirement process, receive retirement benefits, or withdraw your funds until SamCERA receives and approves a Court order regarding the division of your SamCERA benefits. Additionally, if you are currently married and get a divorce or legal separation after you retire, you will need to contact SamCERA.

The SamCERA website has resources available to help you and your former spouse or domestic partner navigate this process. See SamCERA's "Divorce" page, at samcera.org/divorce, for more information, and the "Divorce and Your Benefits" guide.

Additionally, SamCERA has also created model orders for splitting the community share of your SamCERA account and benefits. The "Divorce and Your Benefits" guide will help you understand how to use the model orders.

IMPORTANT: *SamCERA must be joined in your dissolution proceeding so that the Court can make an order as to the division of the community interest in your SamCERA account.*


SamCERA does not provide legal advice and recommends that all parties involved seek legal counsel.

Leaving Employment

If you are leaving employment, you have several possible options regarding your SamCERA account and benefits. Regardless of the option you choose, you will have an important financial decision to make with regards to your account.

Your options are outlined below, but this is just an overview. Please read SamCERA's [Leaving Employment Guide](#) for more detailed information.

Also, feel free to contact SamCERA and staff for assistance.



Learn more!

Get the guide.

Please read SamCERA's [Leaving Employment](#) guide for more detailed information.

samcera.org/guides

YOUR OPTIONS

Option 1: Retirement

Are you eligible to retire?

If you are eligible to retire, you may apply for a regular service retirement now or choose to defer your retirement to a later date. See Section 1 of the guide for eligibility information.

Are you unable to perform your job duties due to an injury or illness?

If you are leaving active service because you are unable to perform your job duties due to an injury or illness, you may be eligible for a disability retirement. Please refer to SamCERA's [Disability Retirement Guide](#) and contact SamCERA for application information and deadlines for filing.


Option 2: Keep Your Funds on Deposit

If you choose to keep your funds (consisting of your retirement contributions along with any accrued interest) on deposit, you can:

Outgoing Reciprocity

Are you going to work for another public agency in California?

Read the [Reciprocity Guide](#) for important information about linking your retirement benefits.



Learn more!

Get the guide.

Please read SamCERA's [Reciprocity Guide](#) for more detailed information.

samcera.org/guides

- Establish reciprocity: if you become a member in a reciprocal retirement system within six months of leaving active SamCERA membership;
- Continue to receive interest: applicable interest will be credited until you reach age 72*;
- Defer your retirement: retire later if and when you are eligible and ready to apply for retirement, you must retire by age 72*.

Option 3: Withdraw All of Your Funds

You can withdraw your funds depending on your circumstances. Your withdrawal will be subject to federal and state taxation. You also can roll all or part of the withdrawn funds over to an IRA or other qualified tax-deferred plan.

There are no partial withdrawals—if you choose to withdraw (or rollover), you must withdraw all your funds.

If you withdraw your funds, you waive your rights to all SamCERA benefits.

Again, this is just an overview. We encourage you to read the [Leaving Employment](#) guide, available on SamCERA's website.

*If you are working for a reciprocal agency and you are age 72 or older you are not required to retire from SamCERA at age 72 and your funds will continue to receive interest until you retire from all systems.



PART 3
SERVICE RETIREMENT

Getting Ready to Retire

Preparing for retirement doesn't happen overnight—it's a process.

This section of the guide is designed to help you understand this process. Navigating your retirement benefits and options can be difficult, but planning carefully and making informed choices will help the process go smoothly.

If you are either an active member or an inactive member considering retirement, the following pages of this guide will help you plan the process.

Read this guide carefully. If you have additional questions or if there's anything you don't understand, SamCERA staff is always available to help.

Two Types of Retirement

SamCERA offers two types of retirement, depending upon your eligibility and circumstances. This section is for **Service Retirement**, also referred to as a "regular retirement."

The other retirement type is **Disability Retirement**, which is for those members who are permanently incapacitated from performing a substantial portion of their job duties either as a result of their employment, or for a non-service related medical condition. *See page 14 for more information about Disability Retirement. SamCERA also has a Disability Retirement Guide with more details. You can download the guide at samcera.org/guides.*

For each type of retirement you must meet specific eligibility requirements, submit an application, and supply all required documentation.

If you are leaving employment, you may also defer your retirement, which certain members may opt for at termination due to either: (a) a lack of current eligibility for a service retirement, (b) a change in employers, or (c) a decision to delay retirement.

Service Retirement Eligibility

While there are two basic components for determining eligibility for service retirement—your age and years of SamCERA service credit—the eligibility requirements may differ depending on your retirement plan. Those differences are described below.

Reciprocal service from another public employer, as well as certain service credit purchases may be used to meet SamCERA’s service credit requirements.

SERVICE RETIREMENT ELIGIBILITY: PLANS 1, 2, 4, 5 AND 6

You are eligible for a service retirement benefit when you meet one of the minimum age and service credit requirements listed below.

- Age 50 with 10 years of service credit.
- 30 years (General members) or 20 years (Safety and Probation members) of service credit, regardless of age.
- Age 70, regardless of service credit.
- Part-time or seasonal employee age 55 with 5 years of service credit and 10 years of county employment.
- Inactive member age 50 with 5 years of service credit, and you left your funds on deposit until you would have reached 10 years of service credit had you remained with your employer in a full-time position.

SERVICE RETIREMENT ELIGIBILITY: PLAN 3

You are eligible for a service retirement benefit when you are at least age 55 with 10 years of service credit.

SERVICE RETIREMENT ELIGIBILITY: PLAN 7

You are eligible for a service retirement benefit when you meet the minimum age and service credit requirements listed below.

- **For General Members:** At least age 52 with 5 years of service credit.
- **For Safety and Probation Members:** At least age 50 with 5 years of service credit.
- General, Safety and Probation members can retire at age 70 with any amount of service credit.

Calculating Your Retirement Benefit

Your monthly service retirement benefit is calculated based on these three components:*

1. Years of service credit
2. Final Average Compensation (FAC)
3. Age factor based on age at retirement

Your plan type will determine the age factor, as well as any applicable cost-of-living allowance (COLA). The Final Average Compensation (FAC) period also varies based on the plan type.

The basic equation for calculating your benefit is:

$$\text{Years of Service} \times \text{FAC} \times \text{Age Factor (based on age at retirement)} = \text{Monthly Benefit}$$

Each one of these components is discussed below

SERVICE CREDIT

In general, service credit is earned based on the hours you worked as a SamCERA member. Those hours are then converted to years.

Earning Service Credit
2,080 HOURS = ONE YEAR



Time Codes that Count Toward Service Credit. Not all types of time count towards service credit. In general, you pay contributions on and accumulate service credit for:

Regular hours worked (001), sick leave used (035), compensation time used (052), vacation time used (041), holiday pay (043), accumulated holiday hours used (048), administrative leave (054), jury duty (055), military leave (056), educational leave (057), worker's compensation leave (059), voluntary time off (VTO) used (90), and bereavement leave (112).

Important: The maximum amount of time you can accrue towards service credit in a bi-weekly period is 80 hours. Overtime is not counted toward service credit.

Voluntary Time Off (VTO): For those members who participate in VTO, your service credit will not be affected by VTO. However, because VTO will reduce your salary, it would reduce your Final Average Compensation (FAC) and reduce your benefit if you participate in VTO during the time period used to calculate your FAC.

**Disability retirements are calculated differently. Additionally, if you are a Plan 3 member, your Social Security benefit will also be factored into the calculation.*

FINAL AVERAGE COMPENSATION (FAC)

There are two components to FAC: (1) the items and amount of compensation which are included, and (2) the time period used to make the calculation.

Limits on the Compensation Included in FAC

Items of Compensation included in FAC: FAC includes base pay and certain other pay items. Not all pay items are included in FAC. The items of compensation included in the calculation for FAC are referred to as “compensation earnable” for Plans 1-6, and “pensionable compensation” for Plan 7.

Compensation paid to enhance a member’s benefit (“pension spiking”): SamCERA will determine whether an element of compensation was paid to enhance a member’s retirement benefit. In accordance with state law, such compensation shall be excluded from the calculation of FAC. If SamCERA determines that select compensation should be excluded, there is a process for the member and/or employer to seek review.

Compensation Caps

Plan 7 Member Compensation caps. Per statute, Plan 7 members have caps on the compensation used to calculate benefits. These caps are based on the Social Security wage base and will change as the Social Security wage base changes. The cap is 100% of the current Social Security contribution and benefit base for members that participate in Social Security, and 120% of the current contribution and benefit base for members that do not participate in Social Security. Adjustments to the caps are permitted annually based on changes to the Consumer Price Index. For example, here are the caps for 2023:

- **General Plan 7 members (County and Court employees):** the cap is \$146,042.
- **General Plan 7 members (Mosquito and Vector Control District employees):** the cap is \$175,250.
- **Safety and Probation Plan 7 members:** the cap is \$175,250.

Plan 7 member compensation caps for the current year can be found online at www.samcera.org or by contacting SamCERA.

IRS Compensation caps. These caps apply to all members hired after July 1, 1996. For these members, regardless of their plan, there is a limit on the amount of compensation SamCERA can consider when calculating FAC. The limit is set each year by the IRS (for example, in 2023, the limit was set at \$330,000). IRS Compensation caps for the current year can be found online at www.samcera.org or by contacting SamCERA.

Time Period Used to Calculate FAC

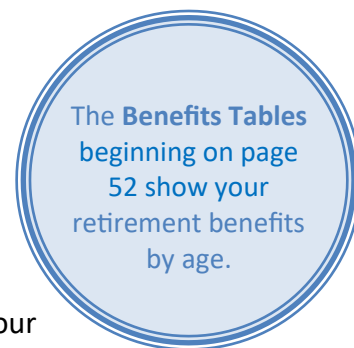
For both Safety and Probation members and General members, the applicable FAC time period by plan is set forth below:

- **For Plans 1 and 2:** Final Average Compensation is calculated by taking your highest year of compensation earnable and dividing it by 12.
- **For Plans 3, 4, 5 and 6:** Final Average Compensation is calculated by taking the sum of your highest three years of compensation earnable and dividing it by 36. (Any three years may be used. The years do not need to be consecutive.)
- **For Plan 7:** Final Average Compensation is based on your highest monthly average of pensionable compensation earned during any 36 consecutive-month period of service.

IMPORTANT: Regardless of your plan, FAC is calculated using pay period end dates. For this reason, members may consider retiring at the end of a pay period.

Age Factor

The age factor is the percentage of pay to which you are entitled for each year of service credit. It is determined by your age at retirement and varies depending on your retirement plan. Age factors increase in quarter-year increments, and there is a maximum age factor which varies by plan.



Cost-of-Living Adjustment (COLA) for Retirees

Retirement benefits will be adjusted annually, in accordance with the guidelines for your retirement plan, based on changes in the cost-of-living (as determined by the average annual change in the Consumer Price Index (CPI) for the prior calendar year).

The cost-of-living adjustment (COLA) is set by the Board of Retirement. The COLA is effective April 1, and any adjustments will appear on your April statement advice. If the change in the CPI is negative due to deflation, the retirement benefit will be decreased, but it will never be decreased below the original benefit amount granted at retirement. Additionally, each plan has its own maximum limit. The following are the maximum COLAs for the General and Safety and Probation member plans.

Plan 1. The Plan 1 annual COLA provides for an increase of up to a maximum of 5% per year. If there is an increase in the CPI of more than 5% for any year, the excess cost-of-living adjustment is accumulated or “banked.” It may be applied to a future year in which the change is less than 5%. Probation Plan 1 members are only eligible to receive up to a COLA maximum of 3%.

Plan 2. The Plan 2 annual COLA provides for an increase up to a maximum of 3% per year. There is no COLA bank.

Plans 4, 5, 6 and 7. Plans 4, 5, 6, and 7 annual COLA provides for an increase up to a maximum of 2% per year. There is no COLA bank.

Plan 3 Benefits (for Non-Contributory Members)

Plan 3 members should contact SamCERA to get a retirement estimate. Plan 3 benefits are based on your Final Average Compensation (FAC), years of service, and age. By law, Plan 3 retirement benefits are reduced by your Social Security benefits. A copy of your Social Security estimate must be submitted to SamCERA before you can get an estimate of your pension benefit.

- **If you retire before age 65**, SamCERA must use the estimated Social Security amount based upon your age and salary as of your date of termination of employment.
Important: If you leave County employment before age 65 and choose to not retire right away it is in your best interest to obtain a Social Security estimate right away, and submit it to us immediately.
- **If you retire at age 65 or above**, we will use your actual Social Security benefit amount calculated at the time of your retirement.

Active Plan 3 members can transfer out of Plan 3 into a contributory plan after 5 years of service. Depending upon your date of hire, you can transfer into Plan 2, Plan 4 or Plan 5. The terms of the transfer and upgrade of Plan 3 service credit differ depending upon eligibility of your plan transfer. Additional information about plan upgrades and transfers can be found on page 11 of this guide. Contact SamCERA for your plan transfer eligibility and cost estimates.

Inactive Plan 3 members returning to active County service should contact SamCERA regarding plan options.



PLAN 3 MEMBERS - GIVE SAMCERA A COPY OF YOUR SOCIAL SECURITY ESTIMATE!

IMPORTANT: If you are a Plan 3 member, SamCERA needs a copy of your Social Security estimate before you can retire.

Plan Provisions At-a-Glance

	Date of Hire	Plan	Age Factor	COLA	FAC Period	Minimum Retirement Age
County and Court General Members ¹	On or before 7/5/80	Plan 1	2% at age 55.5	5% max., w/ bank	highest year	50
	7/6/80 - 7/12/97	Plan 2	2% at age 55.5	3% max.	highest year	50
	7/13/97 - 8/6/11	Plan 4	2% at age 55.5	2% max.	highest 3 years	50
	8/7/11 - 12/31/12	Plan 5	2% at age 61.25	2% max.	highest 3 years	50
	On or after 1/1/13	Plan 7	2% at age 62	2% max.	highest 36 consec. months	52
Probation and Safety Members	On or before 7/5/1980	Plan 1	3% at age 50	Varies ²	highest year	50
	7/6/1980 - 7/12/1997	Plan 2	3% at age 50	3% max.	highest year	50
	7/13/97 - 1/7/12	Plan 4	3% at age 50	2% max.	highest 3 years	50
	1/8/12 - 12/31/12	Plan 5 ³	3% at age 55	2% max.	highest 3 years	50
	8/8/11 - 12/31/12	Plan 6 ³	2% at age 50	2% max.	highest 3 years	50
On or after 1/1/13	Plan 7	2.7% at age 57	2% max.	highest 36 consec. months	50	
Mosquito Abatement and Vector Control District General Members	On or before 7/5/80	Plan 1	2% at age 55.5	5% max., w/ bank	highest year	50
	7/6/80 - 7/12/97	Plan 2	2% at age 55.5	3% max.	highest year	50
	7/13/97 - 12/31/12	Plan 4	2% at age 55.5	2% max.	highest 3 years	50
	On or after 1/1/13	Plan 7	2% at age 62	2% max.	highest 36 consec. months	52

¹County and Court members hired on or before 12/22/12 also had the option of non-contributory Plan 3. Contact SamCERA if you are a Plan 3 member.

²Safety Plan 1 members are eligible for a maximum 5% COLA with bank. Probation Plan 1 members are eligible for a maximum 3% COLA.

³All Deputy Sheriff's (classified as DSA members) hired during this time period are in Plan 5. Other Sheriff's Department Safety employees and Probation Department employees are in Plan 5 or Plan 6 based upon the member's plan election.

Want to calculate a benefit estimate?



You can do it! Just check the benefit tables at the end of this guidebook. You can get a rough estimate with just a calculator.


For a more accurate estimate, log into MySamCERA, use the MySamCERA mobile app, or contact SamCERA.

MySamCERA is on the web at mysamcera.org. **MySamCERA Mobile** is available on the App Store and Google Play.

Service-Connected Disability Retirement & Survivor Benefits

If you have been granted a Service-Connected Disability retirement, it will affect the eligibility for and amount of spouse/domestic partner benefits.

See the [Disability Retirement Guide](#) for more information.



Beneficiaries and Retirement Payment Options

Your retirement benefit is more than just a lifetime monthly benefit for you. After your death, part of your retirement benefit may continue to your beneficiaries.

When you complete your retirement application, you will have to decide (1) who your beneficiaries will be, and (2) how much to leave them in the event of your death by choosing a **“retirement payment option.”**

The option you choose can affect the amount of your monthly benefit, so make sure you understand how to choose a beneficiary and how to select the best retirement payment option for you and your loved ones. This section of the guide will help you understand how to choose a beneficiary. The following section will outline the retirement payment options. Your retirement application will also have the details of each retirement payment option.

Selecting Beneficiaries

Certain SamCERA benefits are payable upon your death. In the retirement application, you will select beneficiaries. You must designate individuals as primary or contingent beneficiaries. The same person cannot be both.

Depending on the retirement payment option you select, the people and entities you can name as beneficiaries are:

- **Eligible Spouse:** Must be married one year prior to your retirement in order to leave a continuance.
- **Eligible Domestic Partner:** Must be registered with the California Secretary of State one year prior to your retirement in order to leave a continuance.
- **Eligible Child:** Your child or children.
- **Person with Insurable Interest:** A person who is closely related by blood or law, or relies on a member for financial or educational support.
- **Trust/Charity:** You may designate a trust or charity as a beneficiary, but trusts and charities will only receive a one

-time lump-sum benefit equal to the balance of your contributions and interest, if any.

What's the difference between primary and contingent beneficiaries?

- **Primary Beneficiary:** The person(s) or entity(ies) who would receive the benefit upon your death. Depending upon the provisions of the retirement option selected, the primary beneficiary may be eligible to receive either a monthly benefit or a one-time lump-sum payment.
- **Contingent Beneficiary:** The person(s) or entity(ies) who would receive a benefit only if all the primary beneficiaries die. Contingent beneficiaries are eligible for a lump-sum payment only.

The retirement option matters. The person(s) you select as beneficiary(ies) and the number of beneficiaries that you can name will depend on the retirement option you choose. Some options permit only a single primary beneficiary, while others allow you to list more than one person as a primary beneficiary.

Spouses, domestic partners and minor children. If you do not list your spouse or registered domestic partner as a primary beneficiary, a notarized SamCERA waiver form signed by your spouse or domestic partner is required, even if you are legally separated. If you do not have a spouse or domestic partner, and you do not list your eligible minor child(ren) as primary beneficiary(ies), the child(ren)'s rights and claims to receive a monthly allowance may supersede the rights of any other named beneficiaries.

Note: For the purpose of spousal benefits, domestic partnerships must be registered with the California Secretary of State. (State requirements for domestic partnership are different than those for a County of San Mateo Affidavit of Domestic Partnership.)

Trusts and charities as beneficiaries. Trusts and charities cannot be named as a beneficiary to receive a continuance of your monthly benefit. Trusts and charities can only receive a lump-sum payment.

Members must keep designations current. You need to keep your beneficiary designation current to reflect changes in your personal life, for example, you may get married, divorced, or have children.

- After retirement, you may only change beneficiary designations for those persons who are eligible to receive a lump-sum payment.
- If your beneficiaries are not living at the time of your death, or if you do not have a beneficiary designation at the time of death, eligible benefits will be paid to your estate.

Retirement Payment Options

At retirement, you must choose one of six retirement payment options. You can choose to receive the highest monthly lifetime benefit—which is referred to as the “unmodified option”—although this choice will typically provide less money for your beneficiary when you die. Or you can opt for a reduction in monthly lifetime benefits by choosing one of the four “modified options,” which will typically provide more for your beneficiary (ies) upon your death.

These options are designed to offer flexibility and address varying needs of single, married, or divorced members, as well as those members with registered domestic partners.

The option you choose will affect the amount of money you receive in retirement, as well as the amount of money your beneficiary(ies) may receive when you die. To help you make your decision, contact SamCERA and make sure that you have received and reviewed a benefits estimate for each option. Once you choose an option, it is irrevocable after you retire.

How much would you and your beneficiaries receive for each option?

You can use **MySamCERA** to get an estimate for each retirement payment option.

mysamcera.org

You can also download the **MySamCERA** mobile app from the App Store (for iPhone) or Google Play (for Android).

Your 6 Retirement Payment Options*

- **Unmodified With Eligible Spouse/Partner and Monthly Survivor Benefit**

Who you can name as primary beneficiary: Only an eligible spouse/partner.

When you retire: You will receive your full (“unmodified”) benefit.

When you die: If you die before your eligible spouse/partner, he/she will receive a monthly benefit consisting of 60% of your monthly benefit. If your spouse/partner is no longer your spouse/partner at the time of your death, your contingent beneficiary(ies) will not receive a monthly benefit but will instead receive a lump-sum payment consisting of the balance, if any, of your remaining accumulated contributions and interest, and the last monthly benefit payment earned, but not paid on your account.

**Plan 3 Members - See page 32-33 for information about your retirement payment options.*

- **Unmodified Without Eligible Spouse/Partner and Lump-Sum Survivor Benefit**

Who you can name as primary beneficiary: Any eligible child, person with an insurable interest, trust or charity.

When you retire: You will receive your full (“unmodified”) benefit.

When you die: A one-time lump-sum payment consisting of the remaining balance, if any, of your accumulated contributions and interest, and the last monthly benefit payment earned, but not paid on your account will be paid to your beneficiary(ies).

If you do not list your spouse or domestic partner as a primary beneficiary, submit a waiver form and you should elect either:

Unmodified Without Eligible Spouse/Partner

OR

Modified Option 1, 2, 3 or 4

- **Modified Option 1, Modified Retirement Benefit with Lump-Sum Survivor Benefit**

Who you can name as primary beneficiary: Any eligible spouse/partner, child, person with an insurable interest, trust or charity.

When you retire: Your monthly benefit will be reduced slightly. Because your monthly benefit is reduced, there will be a larger lump-sum payment (if any) for your beneficiary(ies).

When you die: A one-time lump-sum benefit consisting of the remaining balance, if any, of your accumulated contributions and interest, and the last monthly benefit payment earned, but not paid on your account will be paid to your beneficiary(ies).

- **Modified Option 2, Modified Retirement Benefit with Monthly Survivor Benefit to a Single Primary Beneficiary**

Who you can name as primary beneficiary: Any eligible spouse/partner, child, or person with an insurable interest. If you have a non-spouse/partner beneficiary who is more than 10 years younger than you, contact SamCERA due to IRS regulations that may affect both your benefit and your beneficiary’s survivor benefit. Depending upon your age at retirement and your beneficiary’s age, you may need to elect Option 4 rather than Option 2.

When you retire: Your monthly benefit will be reduced by an amount based upon the age difference between you and your primary beneficiary. If you name a non-spouse/partner, child, or person with insurable interest who is more than 10 years younger than you, you may need to select Option 4 because IRS regulations do not allow a 100% continuance.

When you die: A monthly benefit consisting of 100% of your monthly retirement benefit will be paid to your primary beneficiary until their death. If your primary beneficiary dies before you, your monthly benefits will terminate upon your death, and your contingent beneficiary(ies) will receive a lump-sum payment consisting of

the balance, if any, of your accumulated contributions, and the last monthly benefit payment earned, but not paid on your account.

- **Modified Option 3, Modified Retirement Benefit with Monthly Survivor Benefit to a Single Primary Beneficiary**

Who you can name as primary beneficiary: Any eligible spouse/partner, child, or person with an insurable interest.

When you retire: Your monthly benefit will be reduced by an amount based upon the age difference between you and your primary beneficiary.

When you die: A monthly benefit consisting of 50% of your monthly retirement benefit will be paid to your primary beneficiary for life. If your primary beneficiary dies before you, your monthly benefits will terminate upon your death, and your contingent beneficiary(ies) will receive a lump-sum payment consisting of the balance, if any, of your accumulated contributions, and the last monthly benefit payment earned, but not paid on your account.

- **Modified Option 4, Modified Retirement Benefit with Monthly Survivor Benefit to Single or Multiple Primary Beneficiaries**

Who you can name as primary beneficiary(ies): Any eligible spouse/partner, child, or person with an insurable interest.

When you retire: First, you will specify what percentage of your retirement benefit you would like to continue on after your death, to be divided among your primary beneficiary(ies); you will also specify the percentage of that amount to be paid to each primary beneficiary(ies). SamCERA will then use that information to generate your monthly benefit amount, based upon an actuarial calculation and applicable IRS regulations. The amount of the actuarial reduction of your monthly benefit is based on the percentage of your benefit you leave to your beneficiary(ies), your age, and your youngest beneficiary's age at the time of retirement. IRS regulations may affect both your benefit and your beneficiary's survivor benefit, depending upon your age at retirement and the age of your youngest beneficiary.

When you die: A lifetime monthly benefit will be paid to your surviving primary beneficiary(ies) based upon the percentages you specified, and the resulting actuarial calculation and applicable IRS regulations. If any of your beneficiaries die before you, there will be no adjustments made to the amount that you receive, and upon your death, no adjustments will be made. If all of your primary beneficiaries die before you, your benefits will terminate upon your death, and your contingent beneficiary(ies) will receive a lump-sum payment consisting of the balance, if any, of your accumulated contributions, and the last monthly benefit payment earned, but not paid on your account. (If one of your beneficiaries dies after your death, the benefit(s) for any surviving beneficiaries will remain unchanged.)

Retirement Payment Options for Plan 3 Members

At retirement, Plan 3 members must choose one of three retirement payment options. You can choose to receive the highest monthly lifetime benefit—which is referred to as the “unmodified option”—although this choice will typically provide less money for your beneficiary when you die. Or you can opt for a reduction in monthly lifetime benefits by choosing the “modified option,” which will typically provide more for your beneficiary upon your death.

If you do not have a spouse or domestic partner, and if you do not list your eligible minor child(ren) as primary beneficiary, the child(ren)’s rights and claims to receive a monthly allowance may supersede the rights of any other named beneficiary.

Your 3 Retirement Payment Options

- **Unmodified With Eligible Spouse/Domestic Partner and Monthly Survivor Benefit**

A monthly benefit consisting of 50% of your monthly benefit will be paid to your eligible spouse/domestic partner.

Who you can name as primary beneficiary: Only an eligible spouse/partner.

When you retire: You will receive your full (“unmodified”) benefit.

When you die: If you die before your eligible spouse/ partner, he/she will receive a monthly benefit consisting of 50% of your monthly benefit. If your spouse/partner is no longer your spouse/partner at the time of my death, and if you have no surviving minor children, then your monthly benefit shall terminate upon your death. Your contingent beneficiary may receive the last monthly benefit payment earned, but not paid on your account.

- **Unmodified Without Eligible Spouse/Partner**

Who you can name as primary beneficiary: Any eligible child, person with an insurable interest, trust or charity.

When you retire: You will receive your full (“unmodified”) benefit.

When you die: If you have no surviving minor children, then your monthly benefit shall terminate upon your death. Your primary beneficiary, or contingent beneficiary, as applicable, may receive the last monthly benefit payment earned, but not paid on your account.

- **Modified Retirement Benefit with Monthly Survivor Benefit to a Single Beneficiary**

A monthly benefit consisting of 100% of your monthly benefit will be paid to your beneficiary.

Who you can name as primary beneficiary: Any eligible spouse/partner, child, or person with an insurable interest. If your beneficiary is not your spouse/partner and is more than 10 years younger than you are, contact SamCERA to determine if your beneficiary will receive less than 100% of your monthly benefit due to IRS regulations.

When you retire: Your monthly benefit will be reduced by an amount based upon the age difference between you and your primary beneficiary. If your beneficiary dies before you, there will be no adjustment to your monthly benefits and your monthly benefit shall terminate upon your death.

When you die: A monthly benefit consisting of 100% of your monthly retirement benefit will be paid to your primary beneficiary until their death. If your primary beneficiary dies before you, your monthly benefits will terminate upon your death, and your contingent beneficiary may receive a single payment, if any, of the last monthly benefit payment earned, but not paid on your account.



PART 4

COUNTDOWN TO RETIREMENT: START PLANNING NOW

Your Pre-Retirement Checklist

Start planning now for your retirement—don't wait until the last minute. You will have some important decisions to make throughout the retirement process. This checklist is a general guide to some of the most important things to think about, but it's not an exhaustive list. Plan your retirement carefully!

1. Estimate your retirement income. Make sure you have a firm idea of how much money you'll get in retirement. Your SamCERA benefit is just one piece of your retirement income. Before you submit your retirement papers, you should assess your entire retirement picture by calculating your total retirement income and reviewing your living expenses.

Note: General members who are employees of the County or Court participate in Social Security. These employees should contact Social Security and make certain its records are accurate. Social Security can also provide a benefits estimate.

Note: SamCERA does not administer retiree health benefits. Contact your employer in regard to what benefits are available to you and your family.

2. Use SamCERA resources to plan and prepare. SamCERA provides a number of resources to assist members through all stages of their careers, including retirement. Take advantage of these resources as you get ready to retire.

Attend a pre-retirement seminar. If you haven't attended a pre-retirement seminar, SamCERA encourages you to do so. Each registered attendee of the pre-retirement seminar receives a personalized estimate of retirement benefits, including customized recommendations on selecting the most advantageous retirement date.

Make an appointment to meet one-on-one with a SamCERA retirement analyst. Read this guide and familiarize yourself with the retirement process. Make sure to take a look at the section regarding the retirement options. Then make a list of questions and make an appointment to come in. Feel free to bring your spouse or domestic partner with you.

Attend a financial planning course. SamCERA can connect you with several free retirement and financial planning courses, taught by retirement professionals. Check the SamCERA website for details.

3. Let SamCERA know if you have had a divorce, legal separation or termination of state-registered domestic partnership while you were an active member of SamCERA. You cannot receive retirement benefits until SamCERA receives and approves a court order or the appropriate documents from the Secretary of State settling your SamCERA account. This process can take time, so contact SamCERA right away. You should also refer to SamCERA's [Divorce and Your Benefits](#) guide (available at samcera.org/guides) for more information.

- For all current and former spouses and/or registered domestic partners, in which the marriage, partnership existed and or ended during your SamCERA membership, you will be asked to provide the name(s) of all current and former spouses and registered domestic partners.
- You will be asked to provide copies of any marriage or death certificates, or copies of applicable court orders for all the individuals.
- *Note for same-sex married members:* If you are retiring and were married within the last 12 months to someone who was previously your domestic partner (registered with the California Secretary of State), you must be married or in a registered domestic partnership (or a combination of both) continuously for the full 12 months just prior to retirement, in order for your spouse or partner to be eligible for certain death benefits. If you terminated your domestic partnership prior to your marriage during the year prior to your retirement, contact SamCERA for more information.

4. Set a retirement date. Selecting your retirement date is important. In general, each quarter year, your benefit amount increases due to your additional age and in general for active members, your benefit increases with additional service credit. Your retirement application must be submitted no more than 60 days before the effective date of your retirement. So, you must determine your retirement date before you submit your papers.



If the current COLA is 2%, and you are currently eligible for \$3,000/month retirement benefit...

...if you retire **on or before April 1**, your benefit would be...

\$3,060/month

...if you retire **on or after April 2**, your benefit would be...

\$3,000/month

Which adds up to...

\$36,720/year

\$36,000/year

Then, assuming another 2% COLA next year, your benefit for the **following year** would be...

\$3,121/month

\$3,060/month

Which adds up to...

\$37,454/year

\$36,720/year

The importance of April 1

Retiring in time to claim the current year's COLA

If you retire on or before April 1, any applicable Cost-of-Living-Adjustment (COLA) increase will be applied to your retirement benefit.

Regardless of your retirement date, once you are retired you will be eligible for any applicable future COLAs.

The importance of April 1. If you retire on or before April 1 in a given year, you become eligible for the annual Cost-of-Living-Adjustment (COLA) increase that may be added to your benefit on April 1 of that year. If you retire after April 1, you will not be eligible for any applicable increase until April 1 of the following year.

YOUR FIRST BENEFIT CHECK

Your first benefit check will come at **the end of the month following your retirement** date. Many members choose to retire late in the month to minimize the wait.

6. Review the details of your retirement plan. Familiarize yourself with the retirement options and future benefits available to you and your beneficiary(ies) under your SamCERA retirement plan. Review the benefit table (located in the back of this guide) applicable to your plan that shows the percentage of your final compensation that will be used to calculate your retirement benefit based on your age and your service credit at retirement.

7. Submit your retirement application along with the required documents. You must provide copies of any marriage licenses, death certificates, applicable court orders, birth certificates or passports. SamCERA will not process your retirement application form without them. Failure to provide the required documents in a timely manner may delay your retirement and or payment of your benefits.

Note: You cannot file the application any earlier than 60 days before your retirement date. The application is void if older than 60 days.

HELPFUL TIP!

Submit your dissolution court orders early so that SamCERA staff can determine if the orders are satisfactory, and to leave enough time to get an amended order if SamCERA deems it necessary.

8. Contact your employer's benefits department, Empower Retirement (formerly Mass Mutual), and any reciprocal systems (if applicable). Contact your employer's benefits department about health & life insurance. Contact Empower Retirement (formerly Mass Mutual) regarding any questions about deferred compensation. Be sure to notify any reciprocal retirement systems (if applicable) of your proposed retirement date and arrange to retire from all systems on the same date.

And finally, don't report to work on your retirement day—you are retired!

Countdown to Retirement

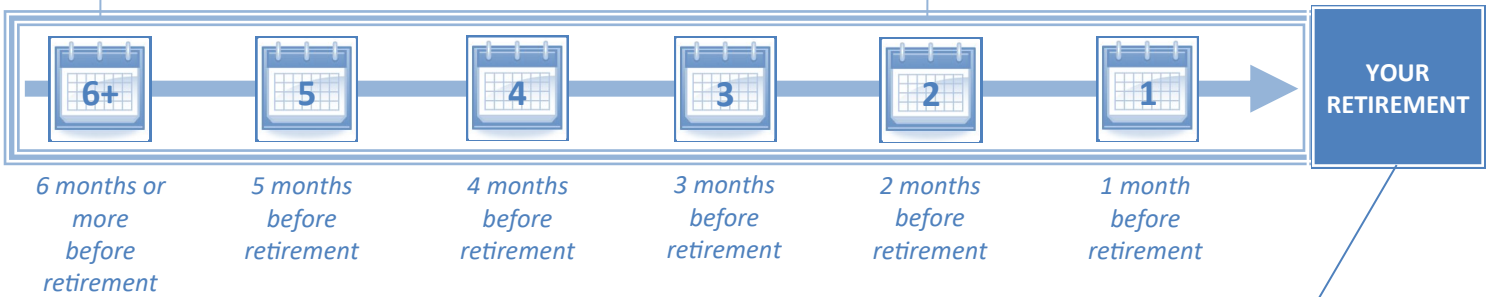


- Use SamCERA resources to plan and prepare for your retirement
- Review the details of your retirement plan
- Estimate your retirement income
- Let SamCERA know if you've had a divorce or terminated a domestic partnership
- Set a retirement date

- Submit your retirement application (no sooner than 60 days before your retirement date)
- Tell your boss

Make an appointment to meet one-on-one with a SamCERA retirement specialist

Contact County Benefits for information about retiree health and Empower Retirement if you have a deferred compensation account



Don't come to work on your retirement date—you're retired!

The planning milestones here are approximate. Give yourself plenty of time to plan and prepare for retirement!

Once You Retire

When to Expect Your First Benefit Payment

Your monthly retirement benefit will be electronically transferred to the financial institution of your choice on the last business day of each month. Your first benefit payment will usually occur the month after you retire.

Note: For active members who are retiring, it may be approximately 6-8 weeks before you receive your first retirement payment. SamCERA must wait for your employer to process all the necessary and related payroll information.

When to Expect Your Last Paycheck

For active members who are retiring, your employer will issue you a final check on the pay period after your final pay period of work. Your final check will include any earned pay for which you have not already been compensated, including:

- Accrued Vacation time
- Accrued Holiday time
- Accrued Comp time
- Any other outstanding payroll payments

These final payments will **not** be used to calculate your retirement allowance.

Once you are retired, you will be removed from your department's payroll and your termination date will be posted by your payroll coordinator on the payroll system.

Post-Retirement Employment

There are two ways retirees may return to work with a SamCERA employer (San Mateo County, San Mateo County Courts, or San Mateo County Mosquito and Vector Control District):

- on an approved, limited basis while still receiving their pension, or
- by suspending their retirement to return to full-time employment and reinstating as an active SamCERA member (this is referred to as a "reinstatement").

Retirees Returning to Work – Federal and State Law Restrictions

In situations where the SamCERA employer believes a SamCERA retiree possesses special skills or knowledge, the law allows the employer to hire that retiree on a temporary basis for a limited duration without suspending the retiree's retirement allowance; however, there are restrictions.

The following are key requirements which apply, regardless if the services are being provided through a contract or as an extra help employee:

- **No Prearrangement** Unless the member is retiring over age 60 (General members) or age 53 (Safety members), there can be no prearrangement to return to work for the employee after retirement, regardless of the length in the break of service.
- **Required Break in Service** General Members: Regardless of age at retirement, general members are not eligible to return to work as extra help or under a contract for a period of 180 days following retirement, except under special circumstances.
- Safety Members: Safety members who retired at age 53 or older and who will be providing services regularly performed by a safety officer may return to work immediately. If they retired at an age younger than 53, there must be a period of 90 days before returning.
- If the safety member will be providing non-safety related services, then regardless of age at retirement, the safety member is subject to the 180 days break in service.
- An employer may make certain exceptions regarding the required break in service, in which case specific forms and approvals may be required.
- **960-Hour Limit** Retirees may continue to receive their retirement benefit if their work is limited to 960 hours per fiscal year (July 1-June 30). Working beyond 960 hours will result in the suspension of monthly benefits and possible reinstatement to active membership.
- **Rate of Pay** The hourly rate of pay must be at a rate not less than

the minimum nor greater than the maximum rate paid by the employer to other employees performing comparable duties.

- **SamCERA Post Employment Certification** To ensure compliance with Federal and State law, be sure to complete a Certification of Compliance for Post-Retirement Employment form.

Reinstatement to Active Service After Retirement

If a retiree returns to work in a position eligible for SamCERA membership, they may be reinstated as an active member. Reinstatement to active SamCERA membership will suspend retirement benefits, and the retiree may return to work with no earnings limitations, work hour limits or required break in service. Their retirement pension will cease, they will pay contributions for the compensation that is earned, and they will also earn retirement service credit.

For more detailed information regarding reinstatement, please contact SamCERA.

Working for Non-SamCERA Employers

After retirement, retirees may work for any non-SamCERA employer with no impact to their SamCERA benefit. Retirees receiving a Social Security benefit may want to contact Social Security to find out if working after retirement will have an impact on their benefits.

Inactive Members

WHO IS AN INACTIVE MEMBER?

Inactive members are those members who meet all three of the following conditions:

- left active service with a SamCERA employer;
- left member contributions on deposit with SamCERA; and
- have not yet retired from SamCERA.

WHO IS A DEFERRED MEMBER?

Some inactive members are categorized as “deferred members.”

Deferred members of SamCERA have at least five years of SamCERA service credit, or a combination of SamCERA service credit and service credit from a reciprocal system (received either before or after your active SamCERA membership). Plan 3 members need ten years of years of service credit or a combination of SamCERA and reciprocal service credit to become vested.

As a deferred member, you have earned a lifetime monthly SamCERA benefit even if you left your employment before you were eligible to retire. You may receive your retirement allowance when you are eligible and ready to apply for retirement.

Are you an inactive member getting ready to retire?

There are some important things all inactive members should know.

Reciprocity

Let SamCERA know if you have established reciprocity with another public employer. If you moved between California public retirement systems, you may be eligible for reciprocity. Reciprocity can affect your SamCERA benefit if you worked for a reciprocal system before coming to SamCERA or after leaving SamCERA. Contact SamCERA if you think you might be eligible, even if you never established reciprocity. Establishing reciprocity takes time, so contact SamCERA right away.

You will have to retire concurrently from all reciprocal systems.

Divorce

Your SamCERA account is subject to California community property law, so if you had a divorce or legal separation while you were an active or inactive member of SamCERA, or if you are filing for a separation, or dissolution of marriage or domestic partnership, you must contact SamCERA.

You will not be able to complete the retirement process or receive retirement benefits until SamCERA receives and approves a Court order regarding the division of your SamCERA benefits.

Additionally, if you are currently married and get a divorce after you retire, you will need to contact SamCERA.

Social Security Estimate for Plan 3 Members

If you are a member of Plan 3, you will need to submit a Social Security estimate before you can retire. This is because your benefits are calculated based on an equation that involves your Social Security benefit.

Your Retirement Is Not Automatic

In order to retire, you need to contact SamCERA and fill out a retirement application. SamCERA does not “automatically” begin sending you a benefit check when you reach retirement age, or any other milestone. *(Exception: Vested, inactive members will be automatically retired April 1st of the year that follows the year they turn 72 years old.)*

Tax Information and IRS Benefit Limits

Note: In this section, SamCERA is providing certain tax-related information to you but is not providing tax advice. For questions regarding tax or legal matters, consult with a professional advisor; SamCERA does not offer tax or legal advice.

Tax Withholdings. Retirement benefits (including certain disability retirement benefits) are generally considered taxable income under both federal and State of California income tax laws. At the time of retirement, you must submit a completed tax withholding form to SamCERA. For California residents, SamCERA is required by law to withhold state and federal tax at the applicable default rates set forth under California and/or federal statutes, rules, and regulations.

- If you have too much tax withheld, you will receive a refund when you file your tax return with the IRS and/or Franchise Tax Board (CA residence only).
- If you have too little tax withheld, you will owe taxes and may owe a penalty.

Estimated tax requirements and penalty information can be found on the websites for the Internal Revenue Service and the California State Franchise Tax Board.

After retirement you can adjust your withholdings at any time by submitting a new tax withholding form.

If you reside outside of California or move out of state. SamCERA will not deduct state income tax from your benefit, for California or any other state. If you have an existing withholding and move out of state, any existing California withholding will stop being deducted when we receive a change of address form. We will still deduct federal income tax.

If you reside outside of the U.S. Please see IRS Form W4-P and EDD Form DE-4P for information and instructions.

A person who is not a U.S. citizen or resident alien, but will be residing at a non-U.S. address, is subject to a mandatory federal tax withholding on a U.S. income

source at the rate of 30%. The IRS requires these individuals to complete a W-8BEN form, and it must be submitted to SamCERA. For non-citizens and non-resident aliens, a reduced tax rate including a total tax exemption may apply if there is a tax treaty between the non-U.S. resident's country and the United States.

Post-Tax Contributions. The portion of your benefit derived from your post-tax contributions is not taxable. SamCERA tracks all pre-tax and post-tax contributions. Any post-tax contributions will be amortized through tax reductions over an extended number of years in retirement according to IRS regulations. The following are examples of post-tax contributions: member contributions made before February 5, 1989 and purchases of service or redeposits of contributions that were made with after-tax monies.

IRS 1099-R Tax Form. Each year at the end of January, SamCERA sends each retiree receiving taxable income an IRS 1099-R Form . This form will list your reportable income and the taxable income. It will also reflect the amount of Federal and California taxes that have been withheld. You can print your own 1099-R Form online at MySamCERA.

Service Connected Disability Retirement (SCD). If the SCD benefit is equal to 50% of the member's final average compensation, SamCERA will treat the entire SCD benefit as tax-exempt and it cannot be subject to any withholding and no IRS 1099-R Form will be issued. If the SCD is greater than 50% of the member's final compensation, the portion of the benefit over 50% is taxable and the member's withholding will be based on that portion only, and a Form 1099-R will be issued for that portion only. For more information, refer to the IRS Private Letter Ruling Regarding Taxes and Disability, located on our website at www.samcera.org/tax-information.

IRS Tax Benefit for Eligible Retired Public Safety Officers Under the Pension Protection Act of 2006 (PPA) eligible retired public safety officers (PSO) are permitted to exclude up to \$3,000 of distributions from their SamCERA retirement plan for direct payment of health care premiums. Eligibility for this Internal Revenue Service (IRS) tax benefit hinges on several requirements, and it is the responsibility of each member to substantiate his/her PSO eligibility. Contact your tax advisor for more information.

IRS Benefit Limits. Each year the IRS sets forth the dollar amount of individual benefits that SamCERA can pay for that calendar year. These limits, known as IRS Section 415 limits, affect only a small number of members who were highly paid and had a long service period. Additionally, a small category of beneficiaries receiving survivor benefits may be affected by the limits. SamCERA will notify you if you are affected by the Section 415 limit. The IRS also caps certain member's compensation earnable limit.

For those members who were hired by the County before July 1, 1996, member contributions were made on the full compensation earnable (salary), and that salary amount was used to calculate your pension. For highly paid members, this may cause your pension to be over the Section 415 limit. In this case, SamCERA will pay you up to the limit, the rest of your pension will be paid through a Replacement Benefit Plan established by the County. Members hired by other SamCERA employers do not participate in the Replacement Benefit Plan.

For those members hired on or after July 1, 1996, who earned a salary over the IRS compensation earnable (salary) limit, contributions were not made on the salary above the limit and only the salary up to the limit was used to calculate your pension. Most probably those members' pensions will be under the Section 415 limit. For those that are still over the limit, they will be placed in the Replacement Benefit Plan. Plan 7 members cannot participate in the Replacement Benefit Plan and are subject to a separate compensation cap. County employees who are not in Plan 7 can contact the County's Human Resources Department for more information regarding this matter.

No greater than 100% of Final Average Compensation. In any circumstance, the maximum monthly benefit any member can receive cannot exceed 100% of their Final Average Compensation.



PART 5

HELPFUL INFORMATION AT YOUR FINGERTIPS

Frequently Asked Questions

Who takes care of health insurance, life insurance, or deferred compensation?

SamCERA has no role in the your employer's health benefits, life insurance, or deferred compensation programs.

It is important for you to understand your health care, life insurance and deferred compensation options before you retire.

Please contact your employer's human resources division for information regarding questions with your health benefits & life insurance.

Contact your deferred compensation plan provider (e.g. Empower Retirement for County employees) for information regarding your personal deferred compensation account.

When does my retirement actually begin?

Your Service Retirement will become effective following the last day for which you were in a paid status or the date listed on your completed application, whichever comes later.

If you wish to retire in time to receive any applicable annual cost-of-living increase for the year you retire, you must retire on or before April 1st.


What happens to my sick leave, vacation time, comp time, and holiday time when I retire?

For County members, the County will convert your sick leave accrual to reduce your health insurance premium up to the maximum set forth in the Memorandum of Understanding (MOU) or resolution applicable to you. Contact the County's Human Resources Benefits Division before you retire.

Any remaining accrued vacation, comp time and holiday time paid through terminal pay is not pensionable earnings toward your retirement. Contact your department's payroll coordinator before you retire regarding your accrued time.

Can I work after I retire and what effect will it have on my retirement?

As a retiree, you may work in an extra help paid or contract position with a SamCERA employer (San Mateo County, San Mateo County Courts, or San Mateo County Mosquito and Vector Control District), for no more than 120 days (960 hours) per fiscal year, and at a certain rate of pay. There are state and federal restrictions about when you can start such services. Failure to follow these restrictions may suspend your retirement benefits and possible reinstatement to active membership.



More information about working after retirement can be found on page 42.

You may work for other non-SamCERA employers as much as you wish, with no effect on your SamCERA retirement. Check with the Social Security Administration for any limitations they may impose.

Can I come out of retirement and return to work in a permanent position?

You may begin working in a permanent position for a SamCERA employer again, but when you do, you will re-enter the system under the plan applicable to returning retirees and your contribution rate will be based on your current age. There are certain state law requirements regarding unretiring that must be followed.

Your initial retirement benefit will be suspended until you retire again. When you re-retire, your pension benefit will be reactivated and your new pension (based on the age, years of service, and final average compensation applicable to your re-entry plan) will be combined along with accumulated cost-of-living adjustments.

Terms You Need to Know

Our discussion of retirement includes some unique terminology. To understand how to make the most of your retirement, you may want to learn the following terms:

Contingent Beneficiary: The person(s) or entity(ies) who would receive a benefit only if all your primary beneficiaries die. With a minor exception involving certain post-retirement divorces, contingent beneficiaries are eligible for a lump-sum payment only.

Eligible Child(ren): Up to age 18, or 22 if unmarried child remains a full-time student in an accredited institution.

Eligible Domestic Partner:* Must be registered with the California Secretary of State one year prior to the member's retirement, and must have current Certificate of Registered Domestic Partnership on file with SamCERA.

Eligible Spouse: Must be married one year prior to the member's retirement.

Final Average Compensation (FAC): A determining factor in establishing your monthly retirement allowance. It is roughly equivalent to your salary—but the exact calculation will be determined by your plan type.

Pensionable Earning (this includes Pensionable Compensation and Compensation Earnable): The amount of income used in calculating your final average compensation, which includes your salary plus other applicable pay items.

Person with Insurable Interest: A person who is closely related by blood or law, or relies on a member for financial or educational support.

Primary Beneficiary: The person(s) or entity(ies) who would receive your benefit upon your death. Depending upon the provisions of the retirement option you choose, your primary beneficiary may be eligible to receive either a monthly benefit or a one-time lump-sum benefit.

Reciprocity is a special relationship that exists between SamCERA and most California public retirement systems. Reciprocal benefits are designed to

**For spousal benefits related to a Service Connected Disability retirement, eligibility for a Domestic Partner differs. See the [Disability Retirement Guide](#) for more information.*

encourage careers in public service by protecting retirement benefits when public service employees transfer to other public service jobs. Certain restrictions apply.

Retirement Benefit Estimate: a personalized, preliminary calculation of your retirement benefits.

Service Credit: A measure used to calculate a your retirement allowance. In general, service credit is earned based on the hours you worked while a member of SamCERA. Those hours are then converted to years.

Vesting: Vesting means you have earned the right to a lifetime monthly retirement allowance, also called a pension, once you are eligible. Most SamCERA members vest after 5 years of full-time employment. (If reciprocity is established, service credit from a reciprocal system can be used to meet this requirement.)

BENEFIT TABLES

GENERAL PLANS 1,2, AND 4 BENEFIT TABLE

Your Estimated Retirement Benefit as a % of Your FAC

When you retire, your benefits will be calculated as a percentage of your Final Average Compensation (FAC). This percentage is based on your age at retirement and your years of service. The numbers in the chart below represent these percentages.

		Age at Retirement													
		50	51	52	53	54	55	56	57	58	59	60	61	62	63+
Years of Service	5	7.4	7.8	8.3	8.7	9.2	9.7	10.3	10.9	11.3	11.8	12.2	12.6	13.1	13.1
	6	8.9	9.4	10.0	10.4	11.0	11.7	12.4	13.1	13.6	14.1	14.6	15.2	15.7	15.7
	7	10.3	11.0	11.7	12.2	12.9	13.6	14.4	15.3	15.9	16.5	17.1	17.7	18.3	18.3
	8	11.8	12.5	13.3	13.9	14.7	15.6	16.5	17.5	18.1	18.8	19.5	20.2	20.9	20.9
	9	13.3	14.1	15.0	15.7	16.6	17.5	18.5	19.6	20.4	21.2	22.0	22.7	23.5	23.5
	10	14.8	15.7	16.7	17.4	18.4	19.5	20.6	21.8	22.7	23.5	24.4	25.3	26.1	26.1
	11	16.2	17.2	18.3	19.2	20.3	21.4	22.7	24.0	24.9	25.9	26.8	27.8	28.7	28.7
	12	17.7	18.8	20.0	20.9	22.1	23.4	24.7	26.2	27.2	28.2	29.3	30.3	31.3	31.3
	13	19.2	20.4	21.7	22.6	23.9	25.3	26.8	28.4	29.5	30.6	31.7	32.8	33.9	33.9
	14	20.7	21.9	23.3	24.4	25.8	27.3	28.9	30.5	31.8	33.0	34.2	35.4	36.6	36.6
	15	22.1	23.5	25.0	26.1	27.6	29.2	30.9	32.7	34.0	35.3	36.6	37.9	39.2	39.2
	16	23.6	25.1	26.7	27.9	29.5	31.2	33.0	34.9	36.3	37.7	39.0	40.4	41.8	41.8
	17	25.1	26.6	28.3	29.6	31.3	33.1	35.0	37.1	38.6	40.0	41.5	42.9	44.4	44.4
	18	26.6	28.2	30.0	31.3	33.1	35.1	37.1	39.3	40.8	42.4	43.9	45.5	47.0	47.0
	19	28.0	29.8	31.7	33.1	35.0	37.0	39.2	41.5	43.1	44.7	46.4	48.0	49.6	49.6
	20	29.5	31.3	33.3	34.8	36.8	39.0	41.2	43.6	45.4	47.1	48.8	50.5	52.2	52.2
	21	31.0	32.9	35.0	36.6	38.7	40.9	43.3	45.8	47.6	49.4	51.2	53.0	54.8	54.8
	22	32.5	34.5	36.7	38.3	40.5	42.9	45.3	48.0	49.9	51.8	53.7	55.6	57.4	57.4
	23	33.9	36.0	38.3	40.0	42.3	44.8	47.4	50.2	52.2	54.1	56.1	58.1	60.1	60.1
	24	35.4	37.6	40.0	41.8	44.2	46.8	49.5	52.4	54.4	56.5	58.6	60.6	62.7	62.7
	25	36.9	39.2	41.7	43.5	46.0	48.7	51.5	54.6	56.7	58.9	61.0	63.2	65.3	65.3
	26	38.4	40.7	43.3	45.3	47.9	50.6	53.6	56.7	59.0	61.2	63.4	65.7	67.9	67.9
	27	39.8	42.3	45.0	47.0	49.7	52.6	55.6	58.9	61.2	63.6	65.9	68.2	70.5	70.5
	28	41.3	43.9	46.7	48.7	51.5	54.5	57.7	61.1	63.5	65.9	68.3	70.7	73.1	73.1
	29	42.8	45.4	48.3	50.5	53.4	56.5	59.8	63.3	65.8	68.3	70.8	73.3	75.7	75.7
	30	44.3	47.0	50.0	52.2	55.2	58.4	61.8	65.5	68.0	70.6	73.2	75.8	78.3	78.3
	31	45.7	48.6	51.7	54.0	57.1	60.4	63.9	67.6	70.3	73.0	75.6	78.3	80.9	80.9
	32	47.2	50.1	53.3	55.7	58.9	62.3	66.0	69.8	72.6	75.3	78.1	80.8	83.6	83.6
	33	48.7	51.7	55.0	57.5	60.8	64.3	68.0	72.0	74.8	77.7	80.5	83.4	86.2	86.2
	34	50.2	53.3	56.7	59.2	62.6	66.2	70.1	74.2	77.1	80.0	83.0	85.9	88.8	88.8
	35		54.8	58.3	60.9	64.4	68.2	72.1	76.4	79.4	82.4	85.4	88.4	91.4	91.4
	36			60.0	62.7	66.3	70.1	74.2	78.6	81.6	84.7	87.8	90.9	94.0	94.0
	37				64.4	68.1	72.1	76.3	80.7	83.9	87.1	90.3	93.5	96.6	96.6
	38					70.0	74.0	78.3	82.9	86.2	89.5	92.7	96.0	99.2	99.2
	39						76.0	80.4	85.1	88.5	91.8	95.2	98.5	100	100
	40							82.4	87.3	90.7	94.2	97.6	100	100	100
	41								89.5	93.0	96.5	100	100	100	100
	42									95.3	98.9	100	100	100	100

HOW TO USE THIS CHART

Find the percentage which corresponds to your age at retirement and your years of service. Then multiply that percentage by your FAC.

39.0%

If you retire with 20 years of service at age 55, multiply your FAC by 39.0%. For example, an employee making \$5,000/month in pensionable compensation would get \$1,950/month in retirement.

73.2%

If you retire with 30 years of service at age 60, multiply your FAC by 73.2%. An employee making \$5,000/month would get \$3,660/month in retirement.

The benefit for General Plans 1, 2 and 4 is based on the "2% at 55.5" retirement formula. Plan 1 has a 5% maximum annual cost-of-living adjustment (COLA) with a bank. Plan 2 has a 3% maximum COLA. Plan 4 has a 2% maximum COLA.

GENERAL PLAN 5 BENEFIT TABLE

Your Estimated Retirement Benefit as a % of Your FAC

When you retire, your benefits will be calculated as a percentage of your Final Average Compensation (FAC). This percentage is based on your age at retirement and your years of service. The numbers in the chart below represent these percentages.

		Age at Retirement															
		50	51	52	53	54	55	56	57	58	59	60	61	62	63	64	65+
Years of Service	5	5.9	6.2	6.5	6.8	7.1	7.5	7.8	8.2	8.6	9.1	9.6	10.0	10.5	11.0	11.6	12.2
	6	7.1	7.5	7.8	8.2	8.6	9.0	9.4	9.8	10.4	10.9	11.5	11.9	12.5	13.2	13.9	14.6
	7	8.3	8.7	9.1	9.5	10.0	10.4	10.9	11.5	12.1	12.7	13.4	13.9	14.6	15.4	16.2	17.0
	8	9.5	9.9	10.4	10.9	11.4	11.9	12.5	13.1	13.8	14.5	15.3	15.9	16.7	17.6	18.5	19.5
	9	10.6	11.2	11.7	12.3	12.8	13.4	14.1	14.8	15.5	16.4	17.3	17.9	18.8	19.8	20.8	21.9
	10	11.8	12.4	13.0	13.6	14.3	14.9	15.6	16.4	17.3	18.2	19.2	19.9	20.9	22.0	23.1	24.3
	11	13.0	13.7	14.3	15.0	15.7	16.4	17.2	18.1	19.0	20.0	21.1	21.9	23.0	24.2	25.4	26.8
	12	14.2	14.9	15.6	16.4	17.1	17.9	18.8	19.7	20.7	21.8	23.0	23.9	25.1	26.4	27.7	29.2
	13	15.4	16.2	16.9	17.7	18.5	19.4	20.3	21.3	22.4	23.6	24.9	25.9	27.2	28.6	30.0	31.6
	14	16.5	17.4	18.2	19.1	20.0	20.9	21.9	23.0	24.2	25.4	26.8	27.9	29.3	30.8	32.4	34.0
	15	17.7	18.6	19.5	20.5	21.4	22.4	23.5	24.6	25.9	27.3	28.8	29.9	31.4	33.0	34.7	36.5
	16	18.9	19.9	20.8	21.8	22.8	23.9	25.0	26.3	27.6	29.1	30.7	31.9	33.5	35.2	37.0	38.9
	17	20.1	21.1	22.2	23.2	24.2	25.4	26.6	27.9	29.3	30.9	32.6	33.8	35.5	37.4	39.3	41.3
	18	21.3	22.4	23.5	24.6	25.7	26.9	28.2	29.5	31.1	32.7	34.5	35.8	37.6	39.6	41.6	43.8
	19	22.5	23.6	24.8	25.9	27.1	28.3	29.7	31.2	32.8	34.5	36.4	37.8	39.7	41.8	43.9	46.2
	20	23.6	24.9	26.1	27.3	28.5	29.8	31.3	32.8	34.5	36.3	38.3	39.8	41.8	44.0	46.2	48.6
	21	24.8	26.1	27.4	28.6	29.9	31.3	32.8	34.5	36.2	38.2	40.3	41.8	43.9	46.2	48.5	51.1
	22	26.0	27.3	28.7	30.0	31.4	32.8	34.4	36.1	38.0	40.0	42.2	43.8	46.0	48.4	50.8	53.5
	23	27.2	28.6	30.0	31.4	32.8	34.3	36.0	37.7	39.7	41.8	44.1	45.8	48.1	50.6	53.2	55.9
	24	28.4	29.8	31.3	32.7	34.2	35.8	37.5	39.4	41.4	43.6	46.0	47.8	50.2	52.8	55.5	58.4
	25	29.6	31.1	32.6	34.1	35.7	37.3	39.1	41.0	43.1	45.4	47.9	49.8	52.3	55.0	57.8	60.8
	26	30.7	32.3	33.9	35.5	37.1	38.8	40.7	42.7	44.9	47.2	49.8	51.8	54.4	57.1	60.1	63.2
	27	31.9	33.6	35.2	36.8	38.5	40.3	42.2	44.3	46.6	49.1	51.8	53.8	56.5	59.3	62.4	65.7
28	33.1	34.8	36.5	38.2	39.9	41.8	43.8	45.9	48.3	50.9	53.7	55.7	58.5	61.5	64.7	68.1	
29	34.3	36.0	37.8	39.6	41.4	43.3	45.4	47.6	50.0	52.7	55.6	57.7	60.6	63.7	67.0	70.5	
30	35.5	37.3	39.1	40.9	42.8	44.8	46.9	49.2	51.8	54.5	57.5	59.7	62.7	65.9	69.3	73.0	
31	36.6	38.5	40.4	42.3	44.2	46.3	48.5	50.9	53.5	56.3	59.4	61.7	64.8	68.1	71.6	75.4	
32	37.8	39.8	41.7	43.6	45.6	47.7	50.0	52.5	55.2	58.1	61.3	63.7	66.9	70.3	74.0	77.8	
33	39.0	41.0	43.0	45.0	47.1	49.2	51.6	54.2	56.9	60.0	63.3	65.7	69.0	72.5	76.3	80.3	
34	40.2	42.3	44.3	46.4	48.5	50.7	53.2	55.8	58.7	61.8	65.2	67.7	71.1	74.7	78.6	82.7	
35		43.5	45.6	47.7	49.9	52.2	54.7	57.4	60.4	63.6	67.1	69.7	73.2	76.9	80.9	85.1	
36			46.9	49.1	51.3	53.7	56.3	59.1	62.1	65.4	69.0	71.7	75.3	79.1	83.2	87.6	
37				50.5	52.8	55.2	57.9	60.7	63.8	67.2	70.9	73.7	77.4	81.3	85.5	90.0	
38					54.2	56.7	59.4	62.4	65.6	69.0	72.8	75.7	79.5	83.5	87.8	92.4	
39						58.2	61.0	64.0	67.3	70.9	74.8	77.6	81.5	85.7	90.1	94.8	
40							62.6	65.6	69.0	72.7	76.7	79.6	83.6	87.9	92.4	97.3	
41								67.3	70.7	74.5	78.6	81.6	85.7	90.1	94.8	99.7	
42									72.5	76.3	80.5	83.6	87.8	92.3	97.1	100.0	

HOW TO USE THIS CHART

Find the percentage which corresponds to your age at retirement and your years of service. Then multiply that percentage by your FAC.

38.3%

If you retire with 20 years of service at age 60, multiply your FAC by 38.3%. For our example, an employee making \$5,000/month in pensionable compensation would get \$1,915/month in retirement.

73.0%

If you retire with 30 years of service at age 65 or older, multiply your FAC by 73.0%. An employee making \$5,000/month would get \$3,650/month in retirement.

The General Plan 5 benefit is based on the "2% at 61.25" retirement formula. Plan 5 also provides an annual cost-of-living adjustment (COLA) up to 2%.

GENERAL PLAN 7 BENEFIT TABLE

Your Estimated Retirement Benefit as a % of Your FAC

When you retire, your benefits will be calculated as a percentage of your Final Average Compensation (FAC). This percentage is based on your age at retirement and your years of service. The numbers in the chart below represent these percentages.

Plan 7 Member Compensation Caps

Per statute, Plan 7 members have caps on the compensation used to calculate FAC. These caps are based on the Social Security wage base and will change as the Social Security wage base changes. See page 24 for more information.

		Age at Retirement															
		52	53	54	55	56	57	58	59	60	61	62	63	64	65	66	67+
5	5	5.0	5.5	6.0	6.5	7.0	7.5	8.0	8.5	9.0	9.5	10.0	10.5	11.0	11.5	12.0	12.5
6	6	6.0	6.6	7.2	7.8	8.4	9.0	9.6	10.2	10.8	11.4	12.0	12.6	13.2	13.8	14.4	15.0
7	7	7.0	7.7	8.4	9.1	9.8	10.5	11.2	11.9	12.6	13.3	14.0	14.7	15.4	16.1	16.8	17.5
8	8	8.0	8.8	9.6	10.4	11.2	12.0	12.8	13.6	14.4	15.2	16.0	16.8	17.6	18.4	19.2	20.0
9	9	9.0	9.9	10.8	11.7	12.6	13.5	14.4	15.3	16.2	17.1	18.0	18.9	19.8	20.7	21.6	22.5
10	10	10.0	11.0	12.0	13.0	14.0	15.0	16.0	17.0	18.0	19.0	20.0	21.0	22.0	23.0	24.0	25.0
11	11	11.0	12.1	13.2	14.3	15.4	16.5	17.6	18.7	19.8	20.9	22.0	23.1	24.2	25.3	26.4	27.5
12	12	12.0	13.2	14.4	15.6	16.8	18.0	19.2	20.4	21.6	22.8	24.0	25.2	26.4	27.6	28.8	30.0
13	13	13.0	14.3	15.6	16.9	18.2	19.5	20.8	22.1	23.4	24.7	26.0	27.3	28.6	29.9	31.2	32.5
14	14	14.0	15.4	16.8	18.2	19.6	21.0	22.4	23.8	25.2	26.6	28.0	29.4	30.8	32.2	33.6	35.0
15	15	15.0	16.5	18.0	19.5	21.0	22.5	24.0	25.5	27.0	28.5	30.0	31.5	33.0	34.5	36.0	37.5
16	16	16.0	17.6	19.2	20.8	22.4	24.0	25.6	27.2	28.8	30.4	32.0	33.6	35.2	36.8	38.4	40.0
17	17	17.0	18.7	20.4	22.1	23.8	25.5	27.2	28.9	30.6	32.3	34.0	35.7	37.4	39.1	40.8	42.5
18	18	18.0	19.8	21.6	23.4	25.2	27.0	28.8	30.6	32.4	34.2	36.0	37.8	39.6	41.4	43.2	45.0
19	19	19.0	20.9	22.8	24.7	26.6	28.5	30.4	32.3	34.2	36.1	38.0	39.9	41.8	43.7	45.6	47.5
20	20	20.0	22.0	24.0	26.0	28.0	30.0	32.0	34.0	36.0	38.0	40.0	42.0	44.0	46.0	48.0	50.0
21	21	21.0	23.1	25.2	27.3	29.4	31.5	33.6	35.7	37.8	39.9	42.0	44.1	46.2	48.3	50.4	52.5
22	22	22.0	24.2	26.4	28.6	30.8	33.0	35.2	37.4	39.6	41.8	44.0	46.2	48.4	50.6	52.8	55.0
23	23	23.0	25.3	27.6	29.9	32.2	34.5	36.8	39.1	41.4	43.7	46.0	48.3	50.6	52.9	55.2	57.5
24	24	24.0	26.4	28.8	31.2	33.6	36.0	38.4	40.8	43.2	45.6	48.0	50.4	52.8	55.2	57.6	60.0
25	25	25.0	27.5	30.0	32.5	35.0	37.5	40.0	42.5	45.0	47.5	50.0	52.5	55.0	57.5	60.0	62.5
26	26	26.0	28.6	31.2	33.8	36.4	39.0	41.6	44.2	46.8	49.4	52.0	54.6	57.2	59.8	62.4	65.0
27	27	27.0	29.7	32.4	35.1	37.8	40.5	43.2	45.9	48.6	51.3	54.0	56.7	59.4	62.1	64.8	67.5
28	28	28.0	30.8	33.6	36.4	39.2	42.0	44.8	47.6	50.4	53.2	56.0	58.8	61.6	64.4	67.2	70.0
29	29	29.0	31.9	34.8	37.7	40.6	43.5	46.4	49.3	52.2	55.1	58.0	60.9	63.8	66.7	69.6	72.5
30	30	30.0	33.0	36.0	39.0	42.0	45.0	48.0	51.0	54.0	57.0	60.0	63.0	66.0	69.0	72.0	75.0
31	31	31.0	34.1	37.2	40.3	43.4	46.5	49.6	52.7	55.8	58.9	62.0	65.1	68.2	71.3	74.4	77.5
32	32	32.0	35.2	38.4	41.6	44.8	48.0	51.2	54.4	57.6	60.8	64.0	67.2	70.4	73.6	76.8	80.0
33	33	33.0	36.3	39.6	42.9	46.2	49.5	52.8	56.1	59.4	62.7	66.0	69.3	72.6	75.9	79.2	82.5
34	34	34.0	37.4	40.8	44.2	47.6	51.0	54.4	57.8	61.2	64.6	68.0	71.4	74.8	78.2	81.6	85.0
35	35	35.0	38.5	42.0	45.5	49.0	52.5	56.0	59.5	63.0	66.5	70.0	73.5	77.0	80.5	84.0	87.5
36	36	36.0	39.6	43.2	46.8	50.4	54.0	57.6	61.2	64.8	68.4	72.0	75.6	79.2	82.8	86.4	90.0
37	37	37.0	40.7	44.4	48.1	51.8	55.5	59.2	62.9	66.6	70.3	74.0	77.7	81.4	85.1	88.8	92.5
38	38	38.0	41.8	45.6	49.4	53.2	57.0	60.8	64.6	68.4	72.2	76.0	79.8	83.6	87.4	91.2	95.0
39	39	39.0	42.9	46.8	50.7	54.6	58.5	62.4	66.3	70.2	74.1	78.0	81.9	85.8	89.7	93.6	97.5
40	40	40.0	44.0	48.0	52.0	56.0	60.0	64.0	68.0	72.0	76.0	80.0	84.0	88.0	92.0	96.0	100.0
41	41	41.0	45.1	49.2	53.3	57.4	61.5	65.6	69.7	73.8	77.9	82.0	86.1	90.2	94.3	98.4	100.0
42	42	42.0	46.2	50.4	54.6	58.8	63.0	67.2	71.4	75.6	79.8	84.0	88.2	92.4	96.6	100.0	100.0

HOW TO USE THIS CHART

Find the percentage which corresponds to your age at retirement and your years of service. Then multiply that percentage by your FAC.

36.0%

If you retire with 20 years of service at age 60, multiply your FAC by 36.0%. For example, an employee making \$5,000/month in pensionable compensation would get \$1,800/month in retirement.

69.0%

If you retire with 30 years of service at age 65, multiply your FAC by 69.0%. An employee making \$5,000/month would get \$3,450/month in retirement.

The General Plan 7 benefit is based on the "2% at 62" retirement formula. Plan 7 also provides an annual cost-of-living adjustment (COLA) up to 2%.

SAFETY AND PROBATION PLANS 1,2 AND 4 BENEFIT TABLE

Your Estimated Retirement Benefit as a % of Your FAC

When you retire, your benefits will be calculated as a percentage of your Final Average Compensation (FAC). This percentage is based on your age at retirement and your years of service. The numbers in the chart below represent these percentages.

		Age at Retirement													
		41	42	43	44	45	46	47	48	49	50	51	52	53	54+
Years of Service	10										30.0	30.0	30.0	30.0	30.0
	11										33.0	33.0	33.0	33.0	33.0
	12										36.0	36.0	36.0	36.0	36.0
	13										39.0	39.0	39.0	39.0	39.0
	14										42.0	42.0	42.0	42.0	42.0
	15										45.0	45.0	45.0	45.0	45.0
	16										48.0	48.0	48.0	48.0	48.0
	17										51.0	51.0	51.0	51.0	51.0
	18										54.0	54.0	54.0	54.0	54.0
	19										57.0	57.0	57.0	57.0	57.0
	20										60.0	60.0	60.0	60.0	60.0
	21		37.5	39.8	42.0	44.4	46.8	49.4	52.1	54.5	57.1	60.0	60.0	60.0	60.0
	22			41.7	44.1	46.6	49.2	51.8	54.7	57.2	60.0	63.0	63.0	63.0	63.0
	23				46.2	48.8	51.5	54.3	57.3	60.0	62.8	66.0	66.0	66.0	66.0
	24					51.0	53.9	56.8	59.9	62.7	65.7	69.0	69.0	69.0	69.0
	25						56.2	59.2	62.5	65.4	68.6	72.0	72.0	72.0	72.0
26							61.7	65.1	68.1	71.4	75.0	75.0	75.0	75.0	
27								67.7	70.9	74.3	78.0	78.0	78.0	78.0	
28									73.6	77.1	81.0	81.0	81.0	81.0	
29										80.0	84.0	84.0	84.0	84.0	
30											87.0	87.0	87.0	87.0	
31												90.0	90.0	90.0	
32													93.0	93.0	
33														96.0	
34+															99.0
															100

HOW TO USE THIS CHART

Find the percentage which corresponds to your age at retirement and your years of service. Then multiply that percentage by your FAC.

60.0%

If you retire with 20 years of service at age 50, multiply your FAC by 60.0%. For example, an employee making \$5,000/month in pensionable compensation would get \$3,000/month in retirement.

90.0%

If you retire with 30 years of service at age 54 or older, multiply your FAC by 90.0%. An employee making \$5,000/month would get \$4,500/month in retirement.

The benefit for Safety and Probation Plans 1, 2 and 4 is based on the "3% at 50" retirement formula. Safety Plan 1 members are eligible for a maximum 5% annual cost-of-living adjustment (COLA) with bank. Probation Plan 1 members are eligible for a maximum 3% COLA. Plan 2 has a 3% maximum COLA. Plan 4 has a 2% maximum COLA.

SAFETY AND PROBATION PLAN 5 BENEFIT TABLE

Your Estimated Retirement Benefit as a % of Your FAC

When you retire, your benefits will be calculated as a percentage of your Final Average Compensation (FAC). This percentage is based on your age at retirement and your years of service. The numbers in the chart below represent these percentages.

		Age at Retirement														
		41	42	43	44	45	46	47	48	49	50	51	52	53	54	55+
Years of Service	5										11.5	12.0	12.7	13.4	14.1	15.0
	6										13.7	14.4	15.2	16.1	17.0	18.0
	7										16.0	16.9	17.8	18.7	19.8	21.0
	8										18.3	19.3	20.3	21.4	22.6	24.0
	9										20.6	21.7	22.8	24.1	25.4	27.0
	10										22.9	24.1	25.4	26.8	28.3	30.0
	11										25.2	26.5	27.9	29.5	31.1	33.0
	12										27.5	28.9	30.4	32.1	33.9	36.0
	13										29.8	31.3	33.0	34.8	36.7	39.0
	14										32.1	33.7	35.5	37.5	39.6	42.0
	15										34.4	36.1	38.1	40.2	42.4	45.0
	16										36.6	38.5	40.6	42.8	45.2	48.0
	17										38.9	40.9	43.1	45.5	48.0	51.0
	18										41.2	43.3	45.7	48.2	50.9	54.0
	19										43.5	45.8	48.2	50.9	53.7	57.0
	20	28.7	30.3	32.1	33.9	35.7	37.7	39.8	41.6	43.6	45.8	48.2	50.7	53.6	56.5	60.0
	21	30.1	31.9	33.7	35.6	37.5	39.6	41.7	43.7	45.8	48.1	50.6	53.3	56.2	59.3	63.0
	22	31.5	33.4	35.3	37.3	39.3	41.4	43.7	45.8	48.0	50.4	53.0	55.8	58.9	62.2	66.0
	23	33.0	34.9	36.9	39.0	41.1	43.3	45.7	47.9	50.2	52.7	55.4	58.4	61.6	65.0	69.0
	24		36.4	38.5	40.7	42.9	45.2	47.7	49.9	52.3	55.0	57.8	60.9	64.3	67.8	72.0
	25			40.1	42.4	44.7	47.1	49.7	52.0	54.5	57.3	60.2	63.4	67.0	70.6	75.0
	26				44.0	46.5	49.0	51.7	54.1	56.7	59.5	62.6	66.0	69.6	73.5	78.0
	27					48.2	50.9	53.7	56.2	58.9	61.8	65.0	68.5	72.3	76.3	81.0
	28						52.8	55.7	58.3	61.1	64.1	67.4	71.0	75.0	79.1	84.0
	29							57.7	60.3	63.2	66.4	69.8	73.6	77.7	81.9	87.0
	30								62.4	65.4	68.7	72.2	76.1	80.3	84.8	90.0
	31									67.6	71.0	74.6	78.6	83.0	87.6	93.0
	32										73.3	77.1	81.2	85.7	90.4	96.0
	33											79.5	83.7	88.4	93.2	99.0
	34												86.3	91.1	96.1	100
	35													93.7	98.9	100
	36														100	100
	37															100

HOW TO USE THIS CHART

Find the percentage which corresponds to your age at retirement and your years of service. Then multiply that percentage by your FAC.

45.8%

If you retire with 20 years of service at age 50, multiply your FAC by 45.8%. For example, an employee making \$5,000/month in pensionable compensation would get \$2,290/month in retirement.

90.0%

If you retire with 30 years of service at age 55 or older, multiply your FAC by 90.0%. An employee making \$5,000/month would get \$4,500/month in retirement.

The benefit for Safety and Probation Plan 5 is based on the "3% at 55" retirement formula. Plan 5 also provides an annual cost-of-living adjustment (COLA) up to 2%.

SAFETY AND PROBATION PLAN 6 BENEFIT TABLE

Your Estimated Retirement Benefit as a % of Your FAC

When you retire, your benefits will be calculated as a percentage of your Final Average Compensation (FAC). This percentage is based on your age at retirement and your years of service. The numbers in the chart below represent these percentages.

Plan 7 Member Compensation Caps

Per statute, Plan 7 members have caps on the compensation used to calculate FAC. These caps are based on the Social Security wage base and will change as the Social Security wage base changes. See page 24 for more information.

		Age at Retirement														
		41	42	43	44	45	46	47	48	49	50	51	52	53	54	55+
Years of Service	5										10.0	10.5	11.1	11.7	12.4	13.1
	6										12.0	12.6	13.3	14.0	14.8	15.7
	7										14.0	14.7	15.5	16.4	17.3	18.3
	8										16.0	16.8	17.7	18.7	19.8	21.0
	9										18.0	18.9	19.9	21.0	22.3	23.6
	10										20.0	21.0	22.2	23.4	24.7	26.2
	11										22.0	23.1	24.4	25.7	27.2	28.8
	12										24.0	25.2	26.6	28.1	29.7	31.4
	13										26.0	27.3	28.8	30.4	32.1	34.1
	14										28.0	29.4	31.0	32.7	34.6	36.7
	15										30.0	31.5	33.2	35.1	37.1	39.3
	16										32.0	33.6	35.5	37.4	39.6	41.9
	17										34.0	35.8	37.7	39.7	42.0	44.5
	18										36.0	37.9	39.9	42.1	44.5	47.2
	19										38.0	40.0	42.1	44.4	47.0	49.8
	20	25.0	26.5	28.0	29.6	31.2	32.9	34.7	36.3	38.1	40.0	42.1	44.3	46.8	49.5	52.4
	21	26.3	27.8	29.4	31.1	32.8	34.5	36.5	38.2	40.0	42.0	44.2	46.5	49.1	51.9	55.0
	22	27.5	29.2	30.8	32.5	34.3	36.2	38.2	40.0	41.9	44.0	46.3	48.8	51.4	54.4	57.6
	23	28.8	30.5	32.2	34.0	35.9	37.8	39.9	41.8	43.8	46.0	48.4	51.0	53.8	56.9	60.3
	24		31.8	33.6	35.5	37.5	39.5	41.7	43.6	45.7	48.0	50.5	53.2	56.1	59.4	62.9
	25			35.0	37.0	39.0	41.1	43.4	45.4	47.6	50.0	52.6	55.4	58.5	61.8	65.5
	26				38.5	40.6	42.8	45.1	47.2	49.5	52.0	54.7	57.6	60.8	64.3	68.1
	27					42.1	44.4	46.9	49.1	51.4	54.0	56.8	59.8	63.1	66.8	70.7
	28						46.1	48.6	50.9	53.3	56.0	58.9	62.0	65.5	69.2	73.4
	29							50.3	52.7	55.2	58.0	61.0	64.3	67.8	71.7	76.0
	30								54.5	57.1	60.0	63.1	66.5	70.1	74.2	78.6
	31									59.0	62.0	65.2	68.7	72.5	76.7	81.2
	32										64.0	67.3	70.9	74.8	79.1	83.8
	33											69.4	73.1	77.2	81.6	86.5
	34												75.3	79.5	84.1	89.1
	35													81.8	86.6	91.7
	36														89.0	94.3
	37															96.9

HOW TO USE THIS CHART

Find the percentage which corresponds to your age at retirement and your years of service. Then multiply that percentage by your FAC.

40.0%

If you retire with 20 years of service at age 50, multiply your FAC by 40.0%. For example, an employee making \$5,000/month in pensionable compensation would get \$2,000/month in retirement.

78.6%

If you retire with 30 years of service at age 55 or older, multiply your FAC by 78.6%. An employee making \$5,000/month would get \$3,930/month in retirement.

The benefit for Safety and Probation Plan 6 is based on the "2% at 50" retirement formula. Plan 6 also provides an annual cost-of-living adjustment (COLA) up to 2%.

SAFETY AND PROBATION PLAN 7 BENEFIT TABLE

Your Estimated Retirement Benefit as a % of Your FAC

When you retire, your benefits will be calculated as a percentage of your Final Average Compensation (FAC). This percentage is based on your age at retirement and your years of service. The numbers in the chart below represent these percentages.

		Age at Retirement							
		50	51	52	53	54	55	56	57+
5	Years of Service	10.0	10.5	11.0	11.5	12.0	12.5	13.0	13.5
6		12.0	12.6	13.2	13.8	14.4	15.0	15.6	16.2
7		14.0	14.7	15.4	16.1	16.8	17.5	18.2	18.9
8		16.0	16.8	17.6	18.4	19.2	20.0	20.8	21.6
9		18.0	18.9	19.8	20.7	21.6	22.5	23.4	24.3
10		20.0	21.0	22.0	23.0	24.0	25.0	26.0	27.0
11		22.0	23.1	24.2	25.3	26.4	27.5	28.6	29.7
12		24.0	25.2	26.4	27.6	28.8	30.0	31.2	32.4
13		26.0	27.3	28.6	29.9	31.2	32.5	33.8	35.1
14		28.0	29.4	30.8	32.2	33.6	35.0	36.4	37.8
15		30.0	31.5	33.0	34.5	36.0	37.5	39.0	40.5
16		32.0	33.6	35.2	36.8	38.4	40.0	41.6	43.2
17		34.0	35.7	37.4	39.1	40.8	42.5	44.2	45.9
18		36.0	37.8	39.6	41.4	43.2	45.0	46.8	48.6
19		38.0	39.9	41.8	43.7	45.6	47.5	49.4	51.3
20		40.0	42.0	44.0	46.0	48.0	50.0	52.0	54.0
21		42.0	44.1	46.2	48.3	50.4	52.5	54.6	56.7
22		44.0	46.2	48.4	50.6	52.8	55.0	57.2	59.4
23		46.0	48.3	50.6	52.9	55.2	57.5	59.8	62.1
24		48.0	50.4	52.8	55.2	57.6	60.0	62.4	64.8
25		50.0	52.5	55.0	57.5	60.0	62.5	65.0	67.5
26		52.0	54.6	57.2	59.8	62.4	65.0	67.6	70.2
27		54.0	56.7	59.4	62.1	64.8	67.5	70.2	72.9
28		56.0	58.8	61.6	64.4	67.2	70.0	72.8	75.6
29		58.0	60.9	63.8	66.7	69.6	72.5	75.4	78.3
30		60.0	63.0	66.0	69.0	72.0	75.0	78.0	81.0
31		62.0	65.1	68.2	71.3	74.4	77.5	80.6	83.7
32		64.0	67.2	70.4	73.6	76.8	80.0	83.2	86.4
33		66.0	69.3	72.6	75.9	79.2	82.5	85.8	89.1
34		68.0	71.4	74.8	78.2	81.6	85.0	88.4	91.8
35		70.0	73.5	77.0	80.5	84.0	87.5	91.0	94.5
36		72.0	75.6	79.2	82.8	86.4	90.0	93.6	97.2
37		74.0	77.7	81.4	85.1	88.8	92.5	96.2	99.9
38		76.0	79.8	83.6	87.4	91.2	95.0	98.8	100.0
39		78.0	81.9	85.8	89.7	93.6	97.5	100.0	100.0
40		80.0	84.0	88.0	92.0	96.0	100.0	100.0	100.0

HOW TO USE THIS CHART

Find the percentage which corresponds to your age at retirement and your years of service. Then multiply that percentage by your FAC.

50.0%

If you retire with 25 years of service at age 50, multiply your FAC by 50.0%. For example, an employee making \$5,000/month in pensionable compensation would get \$2,500/month in retirement.

75.0%

If you retire with 30 years of service at age 55, multiply your FAC by 75.0%. An employee making \$5,000/month would get \$3,750/month in retirement.

The benefit for Safety and Probation Plan 7 is based on the "2.7% at 57" retirement formula. Plan 7 also provides an annual cost-of-living adjustment (COLA) up to 2%.